



Franklin Regional Council of Governments

INVITATION FOR PRICE QUOTES MINI SPLIT HEAT PUMP SYSTEM – HEATING AND COOLING TOWN OF HAWLEY TOWN OFFICE FRCOG BID NO 20171121

The Franklin Regional Council of Governments will accept price quotes on behalf of the Town of Hawley for the Supply and Installation of a “Mini Split” heating and cooling system at the town office in Hawley, MA which is located at 8 Pudding Hollow Road, Hawley, MA.

Quotes should be marked “**HAWLEY MINI SPLIT SYSTEM**” and will be received by the Chief Procurement Officer, Franklin Regional Council of Governments, 12 Olive St., Suite 2, Greenfield, MA 01301, until **NOVEMBER 21, 2017 at 2pm**. Emailed or bids ARE accepted and should be emailed to bids@frcog.org

Potential bidders should visit the site at the address above with the Building Committee representative. Please email (preferred) Will Cosby at wilvis@aol.com or call 413-339-8757 to make an appointment.

Wage rates for this bid are subject to prevailing wage rates as per MGL Chapter 149, Section 26 - 27f inclusive.

The awarding authority is the Town of Hawley Selectboard. The Franklin Regional Council of Governments and the Town of Hawley reserve the right to accept or reject any or all quotes in total or in part as they may deem to be in the best public interest.

FRANKLIN REGIONAL COUNCIL OF GOVERNMENTS

Andrea Woods, Chief Procurement Officer
October 25, 2017

Date

The Franklin Regional Council of Governments (FRCOG) does not discriminate on the basis of race, color, national origin, sex, age, disability, or gender with respect to admission to, access to, or operation of its programs, services or activities. If you would like accessibility or language accommodation, please contact the Title VI Coordinator at 413-774-3167 (voice) (MA Relay System: 800-439-2370), 413-774-3169 (fax), or mrhodes@frcog.org (e-mail).

**MINI SPLIT HEAT PUMP SYSTEM
HAWLEY TOWN OFFICE BUILDING**

GENERAL INSTRUCTIONS

1. All work is to be done by skilled tradespeople. Proper Massachusetts certification is required. **Minimum requirement is 3 years' experience installing systems of similar size and scope in Massachusetts. Permits are the responsibility of the Contractor.**
2. The contractor will be bound by all applicable statutory provisions of law of the Federal Government, the Commonwealth of Massachusetts, and local codes. As the Town is exempt from the payment of Federal Excise Taxes and Massachusetts Sales Tax, prices quoted herein are not to include these taxes.
3. Prevailing Wage rates set at the Massachusetts Department of Labor and Industries apply to this bid. The pertinent tables in effect for this work are attached. Certified payroll must be submitted weekly to the Town of Hawley Town Coordinator.
4. All quotes must contain a properly executed Tax Compliance/Non-Collusion Form, and OSHA Statement. These forms can be found within the contents of this package.
5. A bidder will be held to the terms and the prices submitted for the duration of the contract period if a contract is signed by both parties within 30 days from bid opening.
6. The contractor will be required to sign a contract substantially in accord with the terms and conditions attached to this RFQ. Any questions or concerns should be raised with the FRCOG CPO before submitting a quote.
7. Contract execution will be conditioned upon producing an insurance certificate as outlined in #13.
8. The contract resulting from this bid will be awarded to the responsible and responsive contractor based upon low price, past performance and reliability of the contractor, quality of product and/or service, and degree of exclusion, exemption, or restrictions on the bid.
9. The Franklin Regional Chief Procurement Officer will be available to answer any general questions about procedure, etc., but no question will be answered that in any way could give an unfair advantage to a contractor. Inquiries should be directed to:

Andrea Woods, Chief Procurement Officer
Franklin Regional Council of Governments
bids@frcog.org
10. The Contractor must submit with their response a list of at least three (3) projects which they have successfully completed, giving the name and address of the projects so that they may be investigated prior to the award of the contract. Projects of similar size and scope in

Massachusetts are preferred. A contact person with CURRENT PHONE NUMBER must be provided for each reference.

11. Any inferior or damaged product, as determined by the Hawley Selectboard, will be replaced at the total expense of the Vendor.
12. Any restrictions, qualifications, or deviations from specifications must appear either on the Bid Form or on an attachment thereto.
13. **INSURANCE REQUIREMENTS**

The Contractor shall at all times during the Contract maintain in full force and effect Employer's Liability, Worker's Compensation, Bodily Injury Liability, and Property Damage and General Liability Insurance, including contractual liability coverage. All insurance shall be by insurers and for policy limits acceptable to the TOWN OF HAWLEY and before commencement of work hereunder the Contractor agrees to furnish the TOWN certificates of insurance or other evidence satisfactory to the TOWN to the effect that such insurance has been procured and is in force

For the purpose of the Contract, the Contractor shall carry the following types of insurance in at least the limits specified below:

COVERAGES	LIMITS OF LIABILITY
Worker's Compensation	Statutory
Employer's Liability	\$500,000.00
Automobile Liability	\$1,000,000.00 combined single limit for bodily injury and property damage
General Liability	\$1,000,000.00 each occurrence \$2,000,000.00 aggregate
Excess Umbrella Liability	\$1,000,000

The TOWN OF HAWLEY shall be named as additional insured under the liability and automobile insurance. The general liability insurance policy should contain a broad form general liability endorsement.

Labor must be per MA Prevailing Wage, see schedule attached. Owner/Operators who are exempt from Prevailing Wage shall return with the bid a written statement attesting that they qualify for exemption. Any subcontractor is also subject to the Prevailing Wage law.

The TOWN OF HAWLEY, who is the awarding authority, is seeking price quotes from no less than three known qualified contractors per MGL Ch 149 §44A (2) (b). Other submissions may be accepted at the Town's discretion if they meet the qualifications and three quotes are not received from the three known qualified contractors.

**MINI SPLIT HEAT PUMP SYSTEM
HAWLEY TOWN OFFICE BUILDING**

TECHNICAL SPECIFICATIONS

All brand names and models are suggested. 'OR EQUAL' systems may be proposed, but the Town has final discretion of whether to accept a proposed system as Equal.

MINI SPLIT

System shall consist of the following components:

- (1) Fujitsu Ducted Mini Split Heat Pump Outdoor Unit AOU36RLXFZH
- (2) Fujitsu Ducted Mini Split Heat Pump Indoor Units (1) ASU18RLF over entry way door and the same unit over the back side wall near entry
- (1) Pedestal / stand built or prefabricated to hold Outdoor unit and protect it from weather/snow

Installation and additional work

- Installation of all equipment – complete turnkey install
- Carpenter shall build a hiding wall for the back of the unit with white flat board or white vinyl siding to match the building
- Run white slim duct
- Electrical box is 200 amp service with many open slots for breakers, basement accessible

Electrical Work – to be completed by Mass licensed Electrician.

All required permits are the responsibility of the Contractor.

Warranty

Warranty applies from the date of the final acceptance of the system. Minimum warranty is 5 YEARS covered parts and labor and 7 YEARS compressor.

Service

Bidder must offer service and install technicians for emergency service. Technicians must be certified for install and service of the Fujitsu systems or the system supplied.

ALL WORK IS TO BE COMPLETED WITHIN 60 days from execution of contract.

BEFORE the quotes are due, a bidder may request a change to the specifications/scope of work by sending the request as a WRITTEN QUESTION no later than one calendar week before the bids are due to bids@frcog.org . If the Town decides to make the change in Scope, an Addendum will be sent to all Bidders. This process is implemented to assure that bids are fair and based on the same Scope of Work.

MINI SPLIT HEAT PUMP SYSTEM
HAWLEY TOWN OFFICE BUILDING, HAWLEY, MA

PRICE QUOTE FORM

Pricing is per bid specifications provided within this RFQ. All activities not expressly mentioned in these specifications, but involved in carrying out their intent are required and the contractor shall perform the same as though they were specifically mentioned, described, and delineated.

Total Lump Sum Bid Amount \$ _____

In words: _____

IF ALTERNATE SYSTEM IS PROPOSED, NAME OF SYSTEM: _____
Bidder must include complete specifications of the system.

The Bidder certifies that they meet the minimum experience requirement and that all equipment meets or exceeds all the requirements of the bid specifications. Bidder has visited the installation site.

Signature _____ **Printed Name** _____

Title _____ **Company Name** _____

Company Address _____

Phone _____ **Fax** _____ **Email** _____

Date _____

Please acknowledge any Addenda by signing here:


#1 _____ #2 _____ #3 _____

TAX COMPLIANCE AND NON-COLLUSION STATEMENTS

Any person or corporation that fails to date, sign with original signature, and submit the following statements shall not be awarded this contract.

Tax Compliance


Pursuant to M.G.L. Ch. 62C, Sec. 49A, I certify under the penalties of perjury that, to the best of my knowledge and belief, I am in compliance with all laws of the Commonwealth relating to taxes, reporting of employees and contractors, and withholding and remitting child support.

 _____ Authorized Official's Signature	_____ Title of Person Signing
_____ Typed or Printed Name of Person Signing	_____ Company Name
_____ Telephone Number	_____ Address
_____ Fax Number	_____ Address

Date _____

Certificate of Non-Collusion

The undersigned certifies under penalties of perjury that this response has been made and submitted in good faith and without collusion or fraud with any other person. As used in this certification, the word "person" shall mean any natural person, business, partnership, corporation, union, committee, club, or other organization, entity, or group of individuals.

Date _____	 _____ Authorized Official's Signature
_____ Typed or Printed Name of Person Signing	_____ Company Name

DEPARTMENT STATEMENT

Any person or corporation that fails to date, sign with original signature, and submit the following statement shall not be awarded this contract.

OSHA Certification

All contractors working on public works projects will be required to certify that ALL employees employed at the work site have successfully completed an OSHA approved course in construction safety at least 10 hours in duration. This law requires general contractors to have on file records of all employees OSHA 10- hour training and provide proof to the various agencies in charge of the work. This also applies to all subcontractors, hired trucks, and hired equipment with operators. Every bidder must certify that all persons who are employed by them for this bid are certified. Proof does not have to be submitted with this bid, but must be available upon request.

I hereby certify that all of our employees who will be employed at the work site have successfully passed the OSHA approved 10-hour safety course, and we have proof on file. We also certify that labor can work in harmony with all other elements of labor employed in the work.

Signature  _____ Printed Name _____

Title _____ Company Name _____

REFERENCES

Please list AT LEAST THREE references, preferably for projects of similar and size and scope. Please make sure contact information is CURRENT. Inability to check references may affect the eligibility of your bid.

1 _____
Name of Project _____
Contract Dates

Name of Contact Person _____
Title of Contact Person

Phone Number _____
Scope of Work

2 _____
Name of Project _____
Contract Dates

Name of Contact Person _____
Title of Contact Person

Phone Number _____
Scope of Work

3 _____
Name of Project _____
Contract Dates

Name of Contact Person _____
Title of Contact Person

Phone Number _____
Scope of Work

OPTIONAL


4 _____
Name of Project _____
Contract Dates

Name of Contact Person _____
Title of Contact Person

Phone Number _____
Scope of Work

Check-off for Enclosures in your Bid:

- PRICE QUOTE FORM with bid signature authorization, as required.
- Signed Debarment, Tax Compliance, Non-Collusion, and OSHA Statements
- List of References
- Product information / brochures. Complete technical specifications if offering a system other than the Fujitsu system specified.
- Warranty information

Sign wherever you see a 

Items required at Contract Signing:

- Proof of Insurance with the Town of Hawley named as Additional Insured
- W-9 Form

Attachment

MA Prevailing Wage Schedule and Reporting Forms



THE COMMONWEALTH OF MASSACHUSETTS
DEPARTMENT OF LABOR
DIVISION OF OCCUPATIONAL SAFETY
PREVAILING WAGE PROGRAM
www.mass.gov/dos/pw

The Massachusetts Prevailing Wage Law
M.G.L. c. 149, §§26-27

NOTICE TO AWARDING AUTHORITIES

The enclosed wage schedule applies only to the specific project listed at the top of the schedule, and these rates will remain in effect for the duration of the project.

You should request an updated wage schedule from the Division of Occupational Safety if you have not opened bids or selected a contractor within 90 days of the date of issuance of the enclosed wage schedule.

The wage schedule shall be incorporated in any advertisement or call for bids for the project for which it has been issued.

Once a contractor has been selected by the awarding authority, the wage schedule shall be made a part of the contract for that project.

NOTICE TO CONTRACTORS

The enclosed wage schedule must be posted in a conspicuous place at the work site during the life of the project.

The wages listed on the enclosed wage schedule must be paid to employees on public works projects regardless of whether they are employed by the prime contractor, a filed sub-bidder, or any sub-contractor.

The enclosed wage schedule applies to all phases of the project, including the final clean-up. Contractors whose only role is to perform final clean-up must pay their employees according to this wage schedule.

All apprentices must be registered with the Massachusetts Division of Apprenticeship Training (DAT) in order to be paid at the lower apprentice rates. All apprentices must keep his/her apprentice identification card on his/her person during all work hours. If a worker is not registered with DAT, they must be paid the "total rate" listed on the wage schedule regardless of experience or skill level. For further information, please call 617-626-5409, or write to DAT, 19 Staniford Street, Floor 1, P.O. Box 146759, Boston, MA 02114.

**WEEKLY PAYROLL RECORDS REPORT
& STATEMENT OF COMPLIANCE**

In accordance with Massachusetts General Law c. 149, §27B, a true and accurate record must be kept of all persons employed on the public works project for which the enclosed rates have been provided. A Payroll Form has been printed on the reverse of this page and includes all the information required to be kept by law. Every contractor or subcontractor is required to keep these records and preserve them for a period of three years from the date of completion of the contract.

In addition, every contractor and subcontractor is required to submit a copy of their weekly payroll records to the awarding authority. This is required to be done on a weekly basis. Once collected, the awarding authority is also required to preserve those records for three years from the date of completion of the project.

Each such contractor or subcontractor shall furnish to the awarding authority directly within 15 days after completion of its portion of the work, a statement, executed by the contractor, subcontractor or by any authorized officer thereof who supervised the payment of wages, this form.

STATEMENT OF COMPLIANCE

_____, 20_____

I, _____, _____
(Name of signatory party) (Title)

do hereby state:

That I pay or supervise the payment of the persons employed by

_____ on the _____
(Contractor, subcontractor or public body) (Building or project)

and that all mechanics and apprentices, teamsters, chauffeurs and laborers employed on said project have been paid in accordance with wages determined under the provisions of sections twenty-six and twenty-seven of chapter one hundred and forty nine of the General Laws.

Signature _____
Title _____

MASSACHUSETTS WEEKLY CERTIFIED PAYROLL REPORT FORM



Company's Name:			Address:					Phone No.:			Payroll No.:							
Employer's Signature:			Title:					Contract No.:		Tax Payer ID No.:		Work Week Ending:						
Awarding Authority's Name:			Public Works Project Name:					Public Works Project Location:			Min. Wage Rate Sheet No.:							
General / Prime Contractor's Name:			Subcontractor's Name:					"Employer" Hourly Fringe Benefit Contributions										
Employee Name & Complete Address	Employee is OSHA 10 Certified (?)	Work Classification:	Appr. Rate (%)	Worked Hours							Project Hours (A) All Other Hours	Hourly Base Wage (B)	Health & Welfare Insurance (C')	ERISA Pension Plan (D)	Supp. Unemp. (E)	(B+C+D+E) Total Hourly Prev. Wage (F)	(A x F) Project Gross Wages (G) Total Gross Wages	Check No. (H)
				Su.	Mo.	Tu.	We.	Th.	Fr.	Sa.								

NOTE: Pursuant to MGL Ch. 149 s.27B, every contractor and subcontractor is required to submit a "true and accurate" copy of their weekly payroll records directly to the awarding authority. Failure to comply may result in the commencement of a criminal action or the issuance of a civil citation.

Date recieved by awarding authority / /
--



CHARLES D. BAKER
Governor

KARYN E. POLITO
Lt. Governor

THE COMMONWEALTH OF MASSACHUSETTS
EXECUTIVE OFFICE OF LABOR AND WORKFORCE DEVELOPMENT
DEPARTMENT OF LABOR STANDARDS

Prevailing Wage Rates

As determined by the Director under the provisions of the
Massachusetts General Laws, Chapter 149, Sections 26 to 27H

ROSALIN ACOSTA
Secretary

WILLIAM D MCKINNEY
Director

Awarding Authority: Town of Hawley
Contract Number: **City/Town:** HAWLEY
Description of Work: Supply and Install Mini Split Heat Pump System at Hawley Town Offices.
Job Location: 8 Pudding Hollow Rd Hawley, MA

Information about Prevailing Wage Schedules for Awarding Authorities and Contractors

- This wage schedule applies only to the specific project referenced at the top of this page and uniquely identified by the “Wage Request Number” on all pages of this schedule.
- An Awarding Authority must request an updated wage schedule from the Department of Labor Standards (“DLS”) if it has not opened bids or selected a contractor within 90 days of the date of issuance of the wage schedule. For CM AT RISK projects (bid pursuant to G.L. c.149A), the earlier of: (a) the execution date of the GMP Amendment, or (b) the bid for the first construction scope of work must be within 90-days of the wage schedule issuance date.
- The wage schedule shall be incorporated in any advertisement or call for bids for the project as required by M.G.L. c. 149, § 27. The wage schedule shall be made a part of the contract awarded for the project. The wage schedule must be posted in a conspicuous place at the work site for the life of the project in accordance with M.G.L. c. 149 § 27. The wages listed on the wage schedule must be paid to employees performing construction work on the project whether they are employed by the prime contractor, a filed sub-bidder, or any sub-contractor.
- All apprentices working on the project are required to be registered with the Massachusetts Department of Labor Standards, Division of Apprentice Standards (DLS/DAS). Apprentice must keep his/her apprentice identification card on his/her person during all work hours on the project. An apprentice registered with DAS may be paid the lower apprentice wage rate at the applicable step as provided on the prevailing wage schedule. **Any apprentice not registered with DLS/DAS regardless of whether or not they are registered with any other federal, state, local, or private agency must be paid the journeyworker's rate for the trade.**
- The wage rates will remain in effect for the duration of the project, except in the case of multi-year public construction projects. For construction projects lasting longer than one year, awarding authorities must request an updated wage schedule. Awarding authorities are required to request these updates no later than two weeks before the anniversary of the date the contract was executed by the awarding authority and the general contractor. For multi-year CM AT RISK projects, awarding authority must request an annual update no later than two weeks before the anniversary date, determined as the earlier of: (a) the execution date of the GMP Amendment, or (b) the execution date of the first amendment to permit procurement of construction services. Contractors are required to obtain the wage schedules from awarding authorities, and to pay no less than these rates to covered workers. The annual update requirement is not applicable to 27F “rental of equipment” contracts.
- Every contractor or subcontractor which performs construction work on the project is required to submit weekly payroll reports and a Statement of Compliance directly to the awarding authority by mail or email and keep them on file for three years. Each weekly payroll report must contain: the employee’s name, address, occupational classification, hours worked, and wages paid. Do not submit weekly payroll reports to DLS. A sample of a payroll reporting form may be obtained at <http://www.mass.gov/dols/pw>.
- Contractors with questions about the wage rates or classifications included on the wage schedule have an affirmative obligation to inquire with DLS at (617) 626-6953.
- Employees not receiving the prevailing wage rate set forth on the wage schedule may report the violation to the Fair Labor Division of the office of the Attorney General at (617) 727-3465.
- Failure of a contractor or subcontractor to pay the prevailing wage rates listed on the wage schedule to all employees who perform construction work on the project is a violation of the law and subjects the contractor or subcontractor to civil and

Classification	Effective Date	Base Wage	Health	Pension	Supplemental Unemployment	Total Rate
Construction						
(2 AXLE) DRIVER - EQUIPMENT <i>TEAMSTERS JOINT COUNCIL NO. 10 ZONE B</i>	12/01/2016	\$32.15	\$10.91	\$10.89	\$0.00	\$53.95
(3 AXLE) DRIVER - EQUIPMENT <i>TEAMSTERS JOINT COUNCIL NO. 10 ZONE B</i>	12/01/2016	\$32.22	\$10.91	\$10.89	\$0.00	\$54.02
(4 & 5 AXLE) DRIVER - EQUIPMENT <i>TEAMSTERS JOINT COUNCIL NO. 10 ZONE B</i>	12/01/2016	\$32.34	\$10.91	\$10.89	\$0.00	\$54.14
ADS/SUBMERSIBLE PILOT <i>PILE DRIVER LOCAL 56 (ZONE 3)</i>	08/01/2015	\$90.51	\$9.80	\$18.17	\$0.00	\$118.48
For apprentice rates see "Apprentice- PILE DRIVER"						
AIR TRACK OPERATOR <i>LABORERS - ZONE 4 (BUILDING & SITE)</i>	12/01/2016	\$26.25	\$7.60	\$11.10	\$0.00	\$44.95
For apprentice rates see "Apprentice- LABORER"						
AIR TRACK OPERATOR (HEAVY & HIGHWAY) <i>LABORERS - ZONE 4 (HEAVY & HIGHWAY)</i>	12/01/2016	\$27.17	\$7.60	\$12.45	\$0.00	\$47.22
For apprentice rates see "Apprentice- LABORER (Heavy and Highway)"						
ASBESTOS WORKER (PIPES & TANKS) <i>HEAT & FROST INSULATORS LOCAL 6 (SPRINGFIELD)</i>	06/01/2017	\$31.41	\$11.50	\$6.60	\$0.00	\$49.51
	12/01/2017	\$32.31	\$11.50	\$6.60	\$0.00	\$50.41
	06/01/2018	\$33.21	\$11.50	\$6.60	\$0.00	\$51.31
	12/01/2018	\$34.11	\$11.50	\$6.60	\$0.00	\$52.21
	06/01/2019	\$35.01	\$11.50	\$6.60	\$0.00	\$53.11
	12/01/2019	\$35.91	\$11.50	\$6.60	\$0.00	\$54.01
	06/01/2020	\$36.81	\$11.50	\$6.60	\$0.00	\$54.91
	12/01/2020	\$37.71	\$11.50	\$6.60	\$0.00	\$55.81
ASPHALT RAKER <i>LABORERS - ZONE 4 (BUILDING & SITE)</i>	12/01/2016	\$25.75	\$7.60	\$11.10	\$0.00	\$44.45
For apprentice rates see "Apprentice- LABORER"						
ASPHALT RAKER (HEAVY & HIGHWAY) <i>LABORERS - ZONE 4 (HEAVY & HIGHWAY)</i>	12/01/2016	\$26.67	\$7.60	\$12.45	\$0.00	\$46.72
For apprentice rates see "Apprentice- LABORER (Heavy and Highway)"						
AUTOMATIC GRADER-EXCAVATOR (RECLAIMER) <i>OPERATING ENGINEERS LOCAL 98</i>	06/01/2017	\$33.88	\$10.79	\$12.75	\$0.00	\$57.42
	12/01/2017	\$34.48	\$10.79	\$13.02	\$0.00	\$58.29
	06/01/2018	\$35.09	\$10.79	\$13.29	\$0.00	\$59.17
	12/01/2018	\$35.69	\$10.79	\$13.56	\$0.00	\$60.04
	06/01/2019	\$36.20	\$10.79	\$13.83	\$0.00	\$60.82
	12/01/2019	\$36.80	\$10.79	\$14.10	\$0.00	\$61.69
For apprentice rates see "Apprentice- OPERATING ENGINEERS"						
BACKHOE/FRONT-END LOADER OPERATOR <i>OPERATING ENGINEERS LOCAL 98</i>	06/01/2017	\$33.88	\$10.79	\$12.75	\$0.00	\$57.42
	12/01/2017	\$34.48	\$10.79	\$13.02	\$0.00	\$58.29
	06/01/2018	\$35.09	\$10.79	\$13.29	\$0.00	\$59.17
	12/01/2018	\$35.69	\$10.79	\$13.56	\$0.00	\$60.04
	06/01/2019	\$36.20	\$10.79	\$13.83	\$0.00	\$60.82
	12/01/2019	\$36.80	\$10.79	\$14.10	\$0.00	\$61.69
For apprentice rates see "Apprentice- OPERATING ENGINEERS"						
BARCO-TYPE JUMPING TAMPER <i>LABORERS - ZONE 4 (BUILDING & SITE)</i>	12/01/2016	\$25.75	\$7.60	\$11.10	\$0.00	\$44.45
For apprentice rates see "Apprentice- LABORER"						

Classification	Effective Date	Base Wage	Health	Pension	Supplemental Unemployment	Total Rate
BATCH/CEMENT PLANT - ON SITE <i>OPERATING ENGINEERS LOCAL 98</i>	06/01/2017	\$33.35	\$10.79	\$12.75	\$0.00	\$56.89
	12/01/2017	\$33.95	\$10.79	\$13.02	\$0.00	\$57.76
	06/01/2018	\$34.56	\$10.79	\$13.29	\$0.00	\$58.64
	12/01/2018	\$35.16	\$10.79	\$13.56	\$0.00	\$59.51
	06/01/2019	\$35.67	\$10.79	\$13.83	\$0.00	\$60.29
	12/01/2019	\$36.27	\$10.79	\$14.10	\$0.00	\$61.16
For apprentice rates see "Apprentice- OPERATING ENGINEERS"						
BLOCK PAVER, RAMMER / CURB SETTER <i>LABORERS - ZONE 4 (BUILDING & SITE)</i>	12/01/2016	\$26.25	\$7.60	\$11.10	\$0.00	\$44.95
For apprentice rates see "Apprentice- LABORER"						
BLOCK PAVER, RAMMER / CURB SETTER (HEAVY & HIGHWAY) <i>LABORERS - ZONE 4 (HEAVY & HIGHWAY)</i>	12/01/2016	\$27.17	\$7.60	\$12.45	\$0.00	\$47.22
For apprentice rates see "Apprentice- LABORER (Heavy and Highway)"						
BOILER MAKER <i>BOILERMAKERS LOCAL 29</i>	01/01/2017	\$42.92	\$6.97	\$16.21	\$0.00	\$66.10

Apprentice - BOILERMAKER - Local 29

Effective Date - 01/01/2017

Step	percent	Apprentice Base Wage	Health	Pension	Supplemental Unemployment	Total Rate
1	65	\$27.90	\$6.97	\$10.54	\$0.00	\$45.41
2	65	\$27.90	\$6.97	\$10.54	\$0.00	\$45.41
3	70	\$30.04	\$6.97	\$11.35	\$0.00	\$48.36
4	75	\$32.19	\$6.97	\$12.16	\$0.00	\$51.32
5	80	\$34.34	\$6.97	\$12.97	\$0.00	\$54.28
6	85	\$36.48	\$6.97	\$13.78	\$0.00	\$57.23
7	90	\$38.63	\$6.97	\$14.59	\$0.00	\$60.19
8	95	\$40.77	\$6.97	\$15.40	\$0.00	\$63.14

Notes:

Apprentice to Journeyworker Ratio:1:5

BRICK/STONE/ARTIFICIAL MASONRY (INCL. MASONRY WATERPROOFING) <i>BRICKLAYERS LOCAL 3 (SPRINGFIELD/PITTSFIELD)</i>	09/01/2017	\$40.56	\$10.75	\$17.51	\$0.00	\$68.82
	03/01/2018	\$41.19	\$10.75	\$17.51	\$0.00	\$69.45
	08/01/2018	\$42.54	\$10.75	\$17.64	\$0.00	\$70.93
	02/01/2019	\$43.09	\$10.75	\$17.64	\$0.00	\$71.48
	08/01/2019	\$44.44	\$10.75	\$17.78	\$0.00	\$72.97
	02/01/2020	\$44.99	\$10.75	\$17.78	\$0.00	\$73.52
	08/01/2020	\$46.34	\$10.75	\$17.93	\$0.00	\$75.02
	02/01/2021	\$46.89	\$10.75	\$17.93	\$0.00	\$75.57
	08/01/2021	\$48.29	\$10.75	\$18.09	\$0.00	\$77.13
	02/01/2022	\$48.82	\$10.75	\$18.09	\$0.00	\$77.66

Classification

Effective Date Base Wage Health Pension Supplemental Unemployment Total Rate

Apprentice - BRICK/PLASTER/CEMENT MASON - Local 3 Springfield/Pittsfield

Effective Date - 09/01/2017

Step	percent	Apprentice Base Wage	Health	Pension	Supplemental Unemployment	Total Rate
1	50	\$20.28	\$10.75	\$17.51	\$0.00	\$48.54
2	60	\$24.34	\$10.75	\$17.51	\$0.00	\$52.60
3	70	\$28.39	\$10.75	\$17.51	\$0.00	\$56.65
4	80	\$32.45	\$10.75	\$17.51	\$0.00	\$60.71
5	90	\$36.50	\$10.75	\$17.51	\$0.00	\$64.76

Effective Date - 03/01/2018

Step	percent	Apprentice Base Wage	Health	Pension	Supplemental Unemployment	Total Rate
1	50	\$20.60	\$10.75	\$17.51	\$0.00	\$48.86
2	60	\$24.71	\$10.75	\$17.51	\$0.00	\$52.97
3	70	\$28.83	\$10.75	\$17.51	\$0.00	\$57.09
4	80	\$32.95	\$10.75	\$17.51	\$0.00	\$61.21
5	90	\$37.07	\$10.75	\$17.51	\$0.00	\$65.33

Notes:

Apprentice to Journeyworker Ratio:1:5

BULLDOZER/POWER SHOVEL/TREE SHREDDER /CLAM SHELL OPERATING	06/01/2017	\$33.88	\$10.79	\$12.75	\$0.00	\$57.42
ENGINEERS LOCAL 98	12/01/2017	\$34.48	\$10.79	\$13.02	\$0.00	\$58.29
	06/01/2018	\$35.09	\$10.79	\$13.29	\$0.00	\$59.17
	12/01/2018	\$35.69	\$10.79	\$13.56	\$0.00	\$60.04
	06/01/2019	\$36.20	\$10.79	\$13.83	\$0.00	\$60.82
	12/01/2019	\$36.80	\$10.79	\$14.10	\$0.00	\$61.69
For apprentice rates see "Apprentice- OPERATING ENGINEERS"						
CAISSON & UNDERPINNING BOTTOM MAN LABORERS - FOUNDATION AND MARINE	12/01/2016	\$37.45	\$7.60	\$14.35	\$0.00	\$59.40
For apprentice rates see "Apprentice- LABORER"						
CAISSON & UNDERPINNING LABORER LABORERS - FOUNDATION AND MARINE	12/01/2016	\$36.30	\$7.60	\$14.35	\$0.00	\$58.25
For apprentice rates see "Apprentice- LABORER"						
CAISSON & UNDERPINNING TOP MAN LABORERS - FOUNDATION AND MARINE	12/01/2016	\$36.30	\$7.60	\$14.35	\$0.00	\$58.25
For apprentice rates see "Apprentice- LABORER"						
CARBIDE CORE DRILL OPERATOR LABORERS - ZONE 4 (BUILDING & SITE)	12/01/2016	\$25.75	\$7.60	\$11.10	\$0.00	\$44.45
For apprentice rates see "Apprentice- LABORER"						
CARPENTER CARPENTERS LOCAL 108 - HAMPDEN HAMPSHIRE FRANKLIN	09/04/2017	\$35.56	\$8.26	\$15.00	\$0.00	\$58.82
	03/05/2018	\$36.56	\$8.26	\$15.00	\$0.00	\$59.82
	09/05/2018	\$37.60	\$8.26	\$15.00	\$0.00	\$60.86
	03/04/2019	\$38.64	\$8.26	\$15.00	\$0.00	\$61.90

Apprentice - CARPENTER - Local 108 Hampden Hampshire Franklin

Effective Date - 09/04/2017

Step	percent	Apprentice Base Wage	Health	Pension	Supplemental Unemployment	Total Rate
1	50	\$17.78	\$8.26	\$1.22	\$0.00	\$27.26
2	60	\$21.34	\$8.26	\$1.22	\$0.00	\$30.82
3	70	\$24.89	\$8.26	\$11.34	\$0.00	\$44.49
4	75	\$26.67	\$8.26	\$11.34	\$0.00	\$46.27
5	80	\$28.45	\$8.26	\$12.56	\$0.00	\$49.27
6	80	\$28.45	\$8.26	\$12.56	\$0.00	\$49.27
7	90	\$32.00	\$8.26	\$13.78	\$0.00	\$54.04
8	90	\$32.00	\$8.26	\$13.78	\$0.00	\$54.04

Effective Date - 03/05/2018

Step	percent	Apprentice Base Wage	Health	Pension	Supplemental Unemployment	Total Rate
1	50	\$18.28	\$8.26	\$1.22	\$0.00	\$27.76
2	60	\$21.94	\$8.26	\$1.22	\$0.00	\$31.42
3	70	\$25.59	\$8.26	\$11.34	\$0.00	\$45.19
4	75	\$27.42	\$8.26	\$11.34	\$0.00	\$47.02
5	80	\$29.25	\$8.26	\$12.56	\$0.00	\$50.07
6	80	\$29.25	\$8.26	\$12.56	\$0.00	\$50.07
7	90	\$32.90	\$8.26	\$13.78	\$0.00	\$54.94
8	90	\$32.90	\$8.26	\$13.78	\$0.00	\$54.94

Notes:

** 1: 1-5/2: 6-8/3:9-11/Steps: 6 mos (600 hrs)/rates by step

Apprentice to Journeyworker Ratio:**

CEMENT MASONRY/PLASTERING	07/01/2017	\$40.70	\$12.15	\$14.56	\$1.30	\$68.71
BRICKLAYERS LOCAL 3 (SPRINGFIELD/PITTSFIELD)	01/01/2018	\$41.34	\$12.15	\$14.56	\$1.30	\$69.35
	07/01/2018	\$42.80	\$12.15	\$14.56	\$1.30	\$70.81
	01/01/2019	\$43.38	\$12.15	\$14.56	\$1.30	\$71.39
	07/01/2019	\$44.85	\$12.15	\$14.56	\$1.30	\$72.86
	01/01/2020	\$45.42	\$12.15	\$14.56	\$1.30	\$73.43

Classification

Effective Date Base Wage Health Pension Supplemental Unemployment Total Rate

Apprentice - CEMENT MASONRY/PLASTERING - Springfield/Pittsfield

Effective Date - 07/01/2017

Step	percent	Apprentice Base Wage	Health	Pension	Supplemental Unemployment	Total Rate
1	50	\$20.35	\$12.15	\$12.33	\$0.00	\$44.83
2	60	\$24.42	\$12.15	\$14.56	\$1.30	\$52.43
3	65	\$26.46	\$12.15	\$14.56	\$1.30	\$54.47
4	70	\$28.49	\$12.15	\$14.56	\$1.30	\$56.50
5	75	\$30.53	\$12.15	\$14.56	\$1.30	\$58.54
6	80	\$32.56	\$12.15	\$14.56	\$1.30	\$60.57
7	90	\$36.63	\$12.15	\$14.56	\$1.30	\$64.64

Effective Date - 01/01/2018

Step	percent	Apprentice Base Wage	Health	Pension	Supplemental Unemployment	Total Rate
1	50	\$20.67	\$12.15	\$12.33	\$0.00	\$45.15
2	60	\$24.80	\$12.15	\$14.56	\$1.30	\$52.81
3	65	\$26.87	\$12.15	\$14.56	\$1.30	\$54.88
4	70	\$28.94	\$12.15	\$14.56	\$1.30	\$56.95
5	75	\$31.01	\$12.15	\$14.56	\$1.30	\$59.02
6	80	\$33.07	\$12.15	\$14.56	\$1.30	\$61.08
7	90	\$37.21	\$12.15	\$14.56	\$1.30	\$65.22

Notes:

Steps 3,4 are 500 hrs. All other steps are 1,000 hrs.

Apprentice to Journeyworker Ratio:1:3

CHAIN SAW OPERATOR <i>LABORERS - ZONE 4 (BUILDING & SITE)</i>	12/01/2016	\$25.75	\$7.60	\$11.10	\$0.00	\$44.45
For apprentice rates see "Apprentice- LABORER"						
COMPRESSOR OPERATOR <i>OPERATING ENGINEERS LOCAL 98</i>	06/01/2017	\$33.35	\$10.79	\$12.75	\$0.00	\$56.89
	12/01/2017	\$33.95	\$10.79	\$13.02	\$0.00	\$57.76
	06/01/2018	\$34.56	\$10.79	\$13.29	\$0.00	\$58.64
	12/01/2018	\$35.16	\$10.79	\$13.56	\$0.00	\$59.51
	06/01/2019	\$35.67	\$10.79	\$13.83	\$0.00	\$60.29
	12/01/2019	\$36.27	\$10.79	\$14.10	\$0.00	\$61.16
For apprentice rates see "Apprentice- OPERATING ENGINEERS"						
CRANE OPERATOR <i>OPERATING ENGINEERS LOCAL 98</i>	06/01/2017	\$37.38	\$10.79	\$12.75	\$0.00	\$60.92
	12/01/2017	\$37.98	\$10.79	\$13.02	\$0.00	\$61.79
	06/01/2018	\$38.59	\$10.79	\$13.29	\$0.00	\$62.67
	12/01/2018	\$39.19	\$10.79	\$13.56	\$0.00	\$63.54
	06/01/2019	\$39.70	\$10.79	\$13.83	\$0.00	\$64.32
	12/01/2019	\$40.30	\$10.79	\$14.10	\$0.00	\$65.19
For apprentice rates see "Apprentice- OPERATING ENGINEERS"						
DELEADER (BRIDGE) <i>PAINTERS LOCAL 35 - ZONE 3</i>	01/01/2017	\$51.41	\$7.85	\$16.10	\$0.00	\$75.36

Classification

Effective Date Base Wage Health Pension Supplemental Unemployment Total Rate

Apprentice - PAINTER Local 35 - BRIDGES/TANKS

Effective Date - 01/01/2017

Step	percent	Apprentice Base Wage	Health	Pension	Supplemental Unemployment	Total Rate
1	50	\$25.71	\$7.85	\$0.00	\$0.00	\$33.56
2	55	\$28.28	\$7.85	\$3.66	\$0.00	\$39.79
3	60	\$30.85	\$7.85	\$3.99	\$0.00	\$42.69
4	65	\$33.42	\$7.85	\$4.32	\$0.00	\$45.59
5	70	\$35.99	\$7.85	\$14.11	\$0.00	\$57.95
6	75	\$38.56	\$7.85	\$14.44	\$0.00	\$60.85
7	80	\$41.13	\$7.85	\$14.77	\$0.00	\$63.75
8	90	\$46.27	\$7.85	\$15.44	\$0.00	\$69.56

Notes:

Steps are 750 hrs.

Apprentice to Journeyworker Ratio:1:1

DEMO: ADZEMAN LABORERS - ZONE 4 (BUILDING & SITE)	06/01/2017	\$37.00	\$7.60	\$14.65	\$0.00	\$59.25
	12/01/2017	\$37.85	\$7.60	\$14.65	\$0.00	\$60.10
	06/01/2018	\$38.80	\$7.60	\$14.65	\$0.00	\$61.05
	12/01/2018	\$39.75	\$7.60	\$14.65	\$0.00	\$62.00
	06/01/2019	\$40.75	\$7.60	\$14.65	\$0.00	\$63.00
	12/01/2019	\$41.75	\$7.60	\$14.65	\$0.00	\$64.00

For apprentice rates see "Apprentice- LABORER"

DEMO: BACKHOE/LOADER/HAMMER OPERATOR LABORERS - ZONE 4 (BUILDING & SITE)	06/01/2017	\$38.00	\$7.60	\$14.65	\$0.00	\$60.25
	12/01/2017	\$38.85	\$7.60	\$14.65	\$0.00	\$61.10
	06/01/2018	\$39.80	\$7.60	\$14.65	\$0.00	\$62.05
	12/01/2018	\$40.75	\$7.60	\$14.65	\$0.00	\$63.00
	06/01/2019	\$41.75	\$7.60	\$14.65	\$0.00	\$64.00
	12/01/2019	\$42.75	\$7.60	\$14.65	\$0.00	\$65.00

For apprentice rates see "Apprentice- LABORER"

DEMO: BURNERS LABORERS - ZONE 4 (BUILDING & SITE)	06/01/2017	\$37.75	\$7.60	\$14.65	\$0.00	\$60.00
	12/01/2017	\$38.60	\$7.60	\$14.65	\$0.00	\$60.85
	06/01/2018	\$39.55	\$7.60	\$14.65	\$0.00	\$61.80
	12/01/2018	\$40.50	\$7.60	\$14.65	\$0.00	\$62.75
	06/01/2019	\$41.50	\$7.60	\$14.65	\$0.00	\$63.75
	12/01/2019	\$42.50	\$7.60	\$14.65	\$0.00	\$64.75

For apprentice rates see "Apprentice- LABORER"

DEMO: CONCRETE CUTTER/SAWYER LABORERS - ZONE 4 (BUILDING & SITE)	06/01/2017	\$38.00	\$7.60	\$14.65	\$0.00	\$60.25
	12/01/2017	\$38.85	\$7.60	\$14.65	\$0.00	\$61.10
	06/01/2018	\$39.80	\$7.60	\$14.65	\$0.00	\$62.05
	12/01/2018	\$40.75	\$7.60	\$14.65	\$0.00	\$63.00
	06/01/2019	\$41.75	\$7.60	\$14.65	\$0.00	\$64.00
	12/01/2019	\$42.75	\$7.60	\$14.65	\$0.00	\$65.00

For apprentice rates see "Apprentice- LABORER"

Classification	Effective Date	Base Wage	Health	Pension	Supplemental Unemployment	Total Rate
DEMO: JACKHAMMER OPERATOR <i>LABORERS - ZONE 4 (BUILDING & SITE)</i>	06/01/2017	\$37.75	\$7.60	\$14.65	\$0.00	\$60.00
	12/01/2017	\$38.60	\$7.60	\$14.65	\$0.00	\$60.85
	06/01/2018	\$39.55	\$7.60	\$14.65	\$0.00	\$61.80
	12/01/2018	\$40.50	\$7.60	\$14.65	\$0.00	\$62.75
	06/01/2019	\$41.50	\$7.60	\$14.65	\$0.00	\$63.75
	12/01/2019	\$42.50	\$7.60	\$14.65	\$0.00	\$64.75
For apprentice rates see "Apprentice- LABORER"						
DEMO: WRECKING LABORER <i>LABORERS - ZONE 4 (BUILDING & SITE)</i>	06/01/2017	\$37.00	\$7.60	\$14.65	\$0.00	\$59.25
	12/01/2017	\$37.85	\$7.60	\$14.65	\$0.00	\$60.10
	06/01/2018	\$38.80	\$7.60	\$14.65	\$0.00	\$61.05
	12/01/2018	\$39.75	\$7.60	\$14.65	\$0.00	\$62.00
	06/01/2019	\$40.75	\$7.60	\$14.65	\$0.00	\$63.00
	12/01/2019	\$41.75	\$7.60	\$14.65	\$0.00	\$64.00
For apprentice rates see "Apprentice- LABORER"						
DIVER <i>PILE DRIVER LOCAL 56 (ZONE 3)</i>	08/01/2015	\$60.34	\$9.80	\$18.17	\$0.00	\$88.31
For apprentice rates see "Apprentice- PILE DRIVER"						
DIVER TENDER <i>PILE DRIVER LOCAL 56 (ZONE 3)</i>	08/01/2015	\$43.10	\$9.80	\$18.17	\$0.00	\$71.07
For apprentice rates see "Apprentice- PILE DRIVER"						
DIVER TENDER (EFFLUENT) <i>PILE DRIVER LOCAL 56 (ZONE 3)</i>	08/01/2015	\$64.65	\$9.80	\$18.17	\$0.00	\$92.62
For apprentice rates see "Apprentice- PILE DRIVER"						
DIVER/SLURRY (EFFLUENT) <i>PILE DRIVER LOCAL 56 (ZONE 3)</i>	08/01/2015	\$90.51	\$9.80	\$18.17	\$0.00	\$118.48
For apprentice rates see "Apprentice- PILE DRIVER"						
ELECTRICIAN (Including Core Drilling) <i>ELECTRICIANS LOCAL 7</i>	07/02/2017	\$40.01	\$9.60	\$11.20	\$0.00	\$60.81
	12/31/2017	\$40.51	\$10.00	\$11.42	\$0.00	\$61.93
	07/01/2018	\$41.21	\$10.25	\$11.74	\$0.00	\$63.20
	12/30/2018	\$41.91	\$10.50	\$12.06	\$0.00	\$64.47
	06/30/2019	\$42.66	\$10.75	\$12.33	\$0.00	\$65.74
	12/29/2019	\$43.41	\$11.00	\$12.60	\$0.00	\$67.01

Classification

Effective Date Base Wage Health Pension Supplemental Unemployment Total Rate

Apprentice - ELECTRICIAN - Local 7

Effective Date - 07/02/2017

Step	percent	Apprentice Base Wage	Health	Pension	Supplemental Unemployment	Total Rate
1	40	\$16.00	\$5.25	\$0.48	\$0.00	\$21.73
2	45	\$18.00	\$5.25	\$0.54	\$0.00	\$23.79
3	50	\$20.01	\$9.60	\$6.90	\$0.00	\$36.51
4	55	\$22.01	\$9.60	\$6.96	\$0.00	\$38.57
5	65	\$26.01	\$9.60	\$8.08	\$0.00	\$43.69
6	70	\$28.01	\$9.60	\$9.14	\$0.00	\$46.75

Effective Date - 12/31/2017

Step	percent	Apprentice Base Wage	Health	Pension	Supplemental Unemployment	Total Rate
1	40	\$16.20	\$5.40	\$0.49	\$0.00	\$22.09
2	45	\$18.23	\$5.40	\$0.55	\$0.00	\$24.18
3	50	\$20.26	\$10.00	\$6.91	\$0.00	\$37.17
4	55	\$22.28	\$10.00	\$6.97	\$0.00	\$39.25
5	65	\$26.33	\$10.00	\$8.09	\$0.00	\$44.42
6	70	\$28.36	\$10.00	\$9.15	\$0.00	\$47.51

Notes:

Steps 1-2 are 1000 hrs; Steps 3-6 are 1500 hrs.

Apprentice to Journeyworker Ratio:2:3****

ELEVATOR CONSTRUCTOR ELEVATOR CONSTRUCTORS LOCAL 41	01/01/2017	\$49.90	\$15.28	\$15.71	\$0.00	\$80.89
--	------------	---------	---------	---------	--------	---------

Apprentice - ELEVATOR CONSTRUCTOR - Local 41

Effective Date - 01/01/2017

Step	percent	Apprentice Base Wage	Health	Pension	Supplemental Unemployment	Total Rate
1	50	\$24.95	\$15.28	\$15.71	\$0.00	\$55.94
2	55	\$27.45	\$15.28	\$15.71	\$0.00	\$58.44
3	65	\$32.44	\$15.28	\$15.71	\$0.00	\$63.43
4	70	\$34.93	\$15.28	\$15.71	\$0.00	\$65.92
5	80	\$39.92	\$15.28	\$15.71	\$0.00	\$70.91

Notes:

Steps 1-2 are 6 mos.; Steps 3-5 are 1 year

Apprentice to Journeyworker Ratio:1:1

ELEVATOR CONSTRUCTOR HELPER ELEVATOR CONSTRUCTORS LOCAL 41	01/01/2017	\$34.93	\$15.28	\$15.71	\$0.00	\$65.92
---	------------	---------	---------	---------	--------	---------

For apprentice rates see "Apprentice - ELEVATOR CONSTRUCTOR"

FENCE & BEAM RAIL ERECTOR LABORERS - ZONE 4 (BUILDING & SITE)	12/01/2016	\$25.75	\$7.60	\$11.10	\$0.00	\$44.45
--	------------	---------	--------	---------	--------	---------

For apprentice rates see "Apprentice- LABORER"

Classification	Effective Date	Base Wage	Health	Pension	Supplemental Unemployment	Total Rate
FENCE & GUARD RAIL ERECTOR (HEAVY & HIGHWAY) <i>LABORERS - ZONE 4 (HEAVY & HIGHWAY)</i>	12/01/2016	\$26.67	\$7.60	\$12.45	\$0.00	\$46.72
For apprentice rates see "Apprentice- LABORER (Heavy and Highway)						
FIELD ENG.INST/ROD-BLDG,SITE,HVY/HWY <i>OPERATING ENGINEERS LOCAL 98</i>	06/01/1999	\$18.84	\$4.80	\$4.10	\$0.00	\$27.74
FIELD ENG.PARTY CHIEF:BLDG,SITE,HVY/HWY <i>OPERATING ENGINEERS LOCAL 98</i>	06/01/1999	\$21.33	\$4.80	\$4.10	\$0.00	\$30.23
FIELD ENG.SURVEY CHIEF-BLDG,SITE,HVY/HWY <i>OPERATING ENGINEERS LOCAL 98</i>	06/01/1999	\$22.33	\$4.80	\$4.10	\$0.00	\$31.23
FIRE ALARM INSTALLER <i>ELECTRICIANS LOCAL 7</i>	07/02/2017	\$40.01	\$9.60	\$11.20	\$0.00	\$60.81
	12/31/2017	\$40.51	\$10.00	\$11.42	\$0.00	\$61.93
	07/01/2018	\$41.21	\$10.25	\$11.74	\$0.00	\$63.20
	12/30/2018	\$41.91	\$10.50	\$12.06	\$0.00	\$64.47
	06/30/2019	\$42.66	\$10.75	\$12.33	\$0.00	\$65.74
	12/29/2019	\$43.41	\$11.00	\$12.60	\$0.00	\$67.01
For apprentice rates see "Apprentice- ELECTRICIAN"						
FIRE ALARM REPAIR / MAINTENANCE <i>LOCAL 7</i>	07/02/2017	\$40.01	\$9.60	\$11.20	\$0.00	\$60.81
/ COMMISSIONING <i>ELECTRICIANS</i>	12/31/2017	\$40.51	\$10.00	\$11.42	\$0.00	\$61.93
	07/01/2018	\$41.21	\$10.25	\$11.74	\$0.00	\$63.20
	12/30/2018	\$41.91	\$10.50	\$12.06	\$0.00	\$64.47
	06/30/2019	\$42.66	\$10.75	\$12.33	\$0.00	\$65.74
	12/29/2019	\$43.41	\$11.00	\$12.60	\$0.00	\$67.01
For apprentice rates see "Apprentice- TELECOMMUNICATIONS TECHNICIAN"						
FIREMAN <i>OPERATING ENGINEERS LOCAL 98</i>	06/01/2017	\$33.35	\$10.79	\$12.75	\$0.00	\$56.89
	12/01/2017	\$33.95	\$10.79	\$13.02	\$0.00	\$57.76
	06/01/2018	\$34.56	\$10.79	\$13.29	\$0.00	\$58.64
	12/01/2018	\$35.16	\$10.79	\$13.56	\$0.00	\$59.51
	06/01/2019	\$35.67	\$10.79	\$13.83	\$0.00	\$60.29
	12/01/2019	\$36.27	\$10.79	\$14.10	\$0.00	\$61.16

Classification

Effective Date Base Wage Health Pension Supplemental Unemployment Total Rate

Apprentice - OPERATING ENGINEERS - Local 98 Class 3

Effective Date - 06/01/2017

Step	percent	Apprentice Base Wage	Health	Pension	Supplemental Unemployment	Total Rate
1	60	\$20.01	\$10.79	\$12.75	\$0.00	\$43.55
2	70	\$23.35	\$10.79	\$12.75	\$0.00	\$46.89
3	80	\$26.68	\$10.79	\$12.75	\$0.00	\$50.22
4	90	\$30.02	\$10.79	\$12.75	\$0.00	\$53.56

Effective Date - 12/01/2017

Step	percent	Apprentice Base Wage	Health	Pension	Supplemental Unemployment	Total Rate
1	60	\$20.37	\$10.79	\$13.02	\$0.00	\$44.18
2	70	\$23.77	\$10.79	\$13.02	\$0.00	\$47.58
3	80	\$27.16	\$10.79	\$13.02	\$0.00	\$50.97
4	90	\$30.56	\$10.79	\$13.02	\$0.00	\$54.37

Notes:

Steps 1-2 are 1000 hrs.; Steps 3-4 are 2000 hrs.

Apprentice to Journeyworker Ratio:1:6

FLAGGER & SIGNALER (HEAVY & HIGHWAY) LABORERS - ZONE 4 (HEAVY & HIGHWAY)	12/01/2016	\$20.50	\$7.60	\$12.45	\$0.00	\$40.55
---	------------	---------	--------	---------	--------	---------

For apprentice rates see "Apprentice- LABORER (Heavy and Highway)

FLOORCOVERER FLOORCOVERERS LOCAL 2168 ZONE III	03/01/2016	\$32.60	\$8.55	\$14.42	\$0.00	\$55.57
---	------------	---------	--------	---------	--------	---------

Apprentice - FLOORCOVERER - Local 2168 Zone III

Effective Date - 03/01/2016

Step	percent	Apprentice Base Wage	Health	Pension	Supplemental Unemployment	Total Rate
1	50	\$16.30	\$8.55	\$1.20	\$0.00	\$26.05
2	55	\$17.93	\$8.55	\$1.20	\$0.00	\$27.68
3	60	\$19.56	\$8.55	\$10.82	\$0.00	\$38.93
4	65	\$21.19	\$8.55	\$10.82	\$0.00	\$40.56
5	70	\$22.82	\$8.55	\$12.02	\$0.00	\$43.39
6	75	\$24.45	\$8.55	\$12.02	\$0.00	\$45.02
7	80	\$26.08	\$8.55	\$13.22	\$0.00	\$47.85
8	85	\$27.71	\$8.55	\$13.22	\$0.00	\$49.48

Notes:

Steps are 750 hrs.

Apprentice to Journeyworker Ratio:1:1

Classification	Effective Date	Base Wage	Health	Pension	Supplemental Unemployment	Total Rate
FORK LIFT <i>OPERATING ENGINEERS LOCAL 98</i>	06/01/2017	\$33.57	\$10.79	\$12.75	\$0.00	\$57.11
	12/01/2017	\$34.17	\$10.79	\$13.02	\$0.00	\$57.98
	06/01/2018	\$34.78	\$10.79	\$13.29	\$0.00	\$58.86
	12/01/2018	\$35.38	\$10.79	\$13.56	\$0.00	\$59.73
	06/01/2019	\$35.89	\$10.79	\$13.83	\$0.00	\$60.51
	12/01/2019	\$36.49	\$10.79	\$14.10	\$0.00	\$61.38

For apprentice rates see "Apprentice- OPERATING ENGINEERS"

GENERATORS/LIGHTING PLANTS <i>OPERATING ENGINEERS LOCAL 98</i>	06/01/2017	\$30.12	\$10.79	\$12.75	\$0.00	\$53.66
	12/01/2017	\$30.72	\$10.79	\$13.02	\$0.00	\$54.53
	06/01/2018	\$31.33	\$10.79	\$13.29	\$0.00	\$55.41
	12/01/2018	\$31.93	\$10.79	\$13.56	\$0.00	\$56.28
	06/01/2019	\$32.44	\$10.79	\$13.83	\$0.00	\$57.06
	12/01/2019	\$33.04	\$10.79	\$14.10	\$0.00	\$57.93

For apprentice rates see "Apprentice- OPERATING ENGINEERS"

GLAZIER (GLASS PLANK/AIR BARRIER/INTERIOR SYSTEMS) <i>GLAZIERS LOCAL 1333</i>	06/01/2017	\$36.28	\$10.25	\$8.95	\$0.00	\$55.48
	06/01/2018	\$37.18	\$10.40	\$9.35	\$0.00	\$56.93
	06/01/2019	\$38.18	\$10.60	\$9.90	\$0.00	\$58.68
	06/01/2020	\$39.18	\$10.80	\$10.45	\$0.00	\$60.43

Apprentice - GLAZIER - Local 1333

Effective Date - 06/01/2017

Step	percent	Apprentice Base Wage	Health	Pension	Supplemental Unemployment	Total Rate
1	50	\$18.14	\$10.25	\$1.45	\$0.00	\$29.84
2	56	\$20.41	\$10.25	\$1.45	\$0.00	\$32.11
3	63	\$22.68	\$10.25	\$1.95	\$0.00	\$34.88
4	69	\$24.94	\$10.25	\$1.95	\$0.00	\$37.14
5	75	\$27.21	\$10.25	\$2.45	\$0.00	\$39.91
6	81	\$29.48	\$10.25	\$2.45	\$0.00	\$42.18
7	88	\$31.75	\$10.25	\$8.95	\$0.00	\$50.95
8	94	\$34.01	\$10.25	\$8.95	\$0.00	\$53.21

Effective Date - 06/01/2018

Step	percent	Apprentice Base Wage	Health	Pension	Supplemental Unemployment	Total Rate
1	50	\$18.59	\$10.40	\$1.60	\$0.00	\$30.59
2	56	\$20.91	\$10.40	\$1.60	\$0.00	\$32.91
3	63	\$23.24	\$10.40	\$2.10	\$0.00	\$35.74
4	69	\$25.56	\$10.40	\$2.10	\$0.00	\$38.06
5	75	\$27.89	\$10.40	\$2.60	\$0.00	\$40.89
6	81	\$30.21	\$10.40	\$2.60	\$0.00	\$43.21
7	88	\$32.53	\$10.40	\$9.35	\$0.00	\$52.28
8	94	\$34.86	\$10.40	\$9.35	\$0.00	\$54.61

Notes:

Apprentice to Journeyworker Ratio:1:3

Classification	Effective Date	Base Wage	Health	Pension	Supplemental Unemployment	Total Rate
GRADER/TRENCHING MACHINE/DERRICK <i>OPERATING ENGINEERS LOCAL 98</i>	06/01/2017	\$33.88	\$10.79	\$12.75	\$0.00	\$57.42
	12/01/2017	\$34.48	\$10.79	\$13.02	\$0.00	\$58.29
	06/01/2018	\$35.09	\$10.79	\$13.29	\$0.00	\$59.17
	12/01/2018	\$35.69	\$10.79	\$13.56	\$0.00	\$60.04
	06/01/2019	\$36.20	\$10.79	\$13.83	\$0.00	\$60.82
	12/01/2019	\$36.80	\$10.79	\$14.10	\$0.00	\$61.69
For apprentice rates see "Apprentice- OPERATING ENGINEERS"						
HVAC (DUCTWORK) <i>SHEETMETAL WORKERS LOCAL 63</i>	07/01/2017	\$32.24	\$10.64	\$16.22	\$1.77	\$60.87
	01/01/2018	\$32.99	\$10.64	\$16.22	\$1.77	\$61.62
	07/01/2018	\$33.74	\$10.64	\$16.22	\$1.77	\$62.37
	01/01/2019	\$34.74	\$10.64	\$16.22	\$1.77	\$63.37
	07/01/2019	\$35.74	\$10.64	\$16.22	\$1.77	\$64.37
	01/01/2020	\$36.99	\$10.64	\$16.22	\$1.77	\$65.62
For apprentice rates see "Apprentice- SHEET METAL WORKER"						
HVAC (ELECTRICAL CONTROLS) <i>ELECTRICIANS LOCAL 7</i>	07/02/2017	\$40.01	\$9.60	\$11.20	\$0.00	\$60.81
	12/31/2017	\$40.51	\$10.00	\$11.42	\$0.00	\$61.93
	07/01/2018	\$41.21	\$10.25	\$11.74	\$0.00	\$63.20
	12/30/2018	\$41.91	\$10.50	\$12.06	\$0.00	\$64.47
	06/30/2019	\$42.66	\$10.75	\$12.33	\$0.00	\$65.74
	12/29/2019	\$43.41	\$11.00	\$12.60	\$0.00	\$67.01
For apprentice rates see "Apprentice- ELECTRICIAN"						
HVAC (TESTING AND BALANCING - AIR) <i>SHEETMETAL WORKERS LOCAL 63</i>	07/01/2017	\$32.24	\$10.64	\$16.22	\$1.77	\$60.87
	01/01/2018	\$32.99	\$10.64	\$16.22	\$1.77	\$61.62
	07/01/2018	\$33.74	\$10.64	\$16.22	\$1.77	\$62.37
	01/01/2019	\$34.74	\$10.64	\$16.22	\$1.77	\$63.37
	07/01/2019	\$35.74	\$10.64	\$16.22	\$1.77	\$64.37
	01/01/2020	\$36.99	\$10.64	\$16.22	\$1.77	\$65.62
For apprentice rates see "Apprentice- SHEET METAL WORKER"						
HVAC (TESTING AND BALANCING -WATER) <i>PLUMBERS & PIPEFITTERS LOCAL 104</i>	09/17/2017	\$39.26	\$8.50	\$15.30	\$0.00	\$63.06
	03/17/2018	\$40.01	\$8.50	\$15.30	\$0.00	\$63.81
	09/17/2018	\$40.76	\$8.50	\$15.30	\$0.00	\$64.56
	03/17/2019	\$41.51	\$8.50	\$15.30	\$0.00	\$65.31
For apprentice rates see "Apprentice- PIPEFITTER" or "PLUMBER/PIPEFITTER"						
HVAC MECHANIC <i>PLUMBERS & PIPEFITTERS LOCAL 104</i>	09/17/2017	\$39.26	\$8.50	\$15.30	\$0.00	\$63.06
	03/17/2018	\$40.01	\$8.50	\$15.30	\$0.00	\$63.81
	09/17/2018	\$40.76	\$8.50	\$15.30	\$0.00	\$64.56
	03/17/2019	\$41.51	\$8.50	\$15.30	\$0.00	\$65.31
For apprentice rates see "Apprentice- PIPEFITTER" or "PLUMBER/PIPEFITTER"						
HYDRAULIC DRILLS (HEAVY & HIGHWAY) <i>LABORERS - ZONE 4 (HEAVY & HIGHWAY)</i>	12/01/2016	\$27.17	\$7.60	\$12.45	\$0.00	\$47.22
For apprentice rates see "Apprentice- LABORER (Heavy and Highway)"						
INSULATOR (PIPES & TANKS) <i>HEAT & FROST INSULATORS LOCAL 6 (SPRINGFIELD)</i>	09/01/2017	\$37.67	\$11.75	\$14.20	\$0.00	\$63.62
	09/01/2018	\$39.47	\$11.75	\$14.20	\$0.00	\$65.42
	09/01/2019	\$41.47	\$11.75	\$14.20	\$0.00	\$67.42

Classification

Effective Date Base Wage Health Pension Supplemental Unemployment Total Rate

Apprentice - ASBESTOS INSULATOR (Pipes & Tanks) - Local 6 Springfield

Effective Date - 09/01/2017

Step	percent	Apprentice Base Wage	Health	Pension	Supplemental Unemployment	Total Rate
1	50	\$18.84	\$11.75	\$10.45	\$0.00	\$41.04
2	60	\$22.60	\$11.75	\$11.20	\$0.00	\$45.55
3	70	\$26.37	\$11.75	\$11.95	\$0.00	\$50.07
4	80	\$30.14	\$11.75	\$12.70	\$0.00	\$54.59

Effective Date - 09/01/2018

Step	percent	Apprentice Base Wage	Health	Pension	Supplemental Unemployment	Total Rate
1	50	\$19.74	\$11.75	\$10.45	\$0.00	\$41.94
2	60	\$23.68	\$11.75	\$11.20	\$0.00	\$46.63
3	70	\$27.63	\$11.75	\$11.95	\$0.00	\$51.33
4	80	\$31.58	\$11.75	\$12.70	\$0.00	\$56.03

Notes:

Steps are 1 year

Apprentice to Journeyworker Ratio:1:4

IRONWORKER/WELDER <i>IRONWORKERS LOCAL 7 (SPRINGFIELD AREA)</i>	03/16/2017	\$32.39	\$7.80	\$19.60	\$0.00	\$59.79
---	------------	---------	--------	---------	--------	---------

Apprentice - IRONWORKER - Local 7 Springfield

Effective Date - 03/16/2017

Step	percent	Apprentice Base Wage	Health	Pension	Supplemental Unemployment	Total Rate
1	60	\$19.43	\$7.80	\$19.60	\$0.00	\$46.83
2	70	\$22.67	\$7.80	\$19.60	\$0.00	\$50.07
3	75	\$24.29	\$7.80	\$19.60	\$0.00	\$51.69
4	80	\$25.91	\$7.80	\$19.60	\$0.00	\$53.31
5	85	\$27.53	\$7.80	\$19.60	\$0.00	\$54.93
6	90	\$29.15	\$7.80	\$19.60	\$0.00	\$56.55

Notes:

Structural 1:6; Ornamental 1:4

Apprentice to Journeyworker Ratio:

JACKHAMMER & PAVING BREAKER OPERATOR <i>LABORERS - ZONE 4 (BUILDING & SITE)</i>	12/01/2016	\$25.75	\$7.60	\$11.10	\$0.00	\$44.45
---	------------	---------	--------	---------	--------	---------

For apprentice rates see "Apprentice- LABORER"

LABORER <i>LABORERS - ZONE 4 (BUILDING & SITE)</i>	12/01/2016	\$25.50	\$7.60	\$11.10	\$0.00	\$44.20
--	------------	---------	--------	---------	--------	---------

Apprentice - LABORER - Zone 4 Building and Site

Effective Date - 12/01/2016

Step	percent	Apprentice Base Wage	Health	Pension	Supplemental Unemployment	Total Rate
1	60	\$15.30	\$7.60	\$11.10	\$0.00	\$34.00
2	70	\$17.85	\$7.60	\$11.10	\$0.00	\$36.55
3	80	\$20.40	\$7.60	\$11.10	\$0.00	\$39.10
4	90	\$22.95	\$7.60	\$11.10	\$0.00	\$41.65

Notes:

Apprentice to Journeyworker Ratio:1:5

LABORER (HEAVY & HIGHWAY) <i>LABORERS - ZONE 4 (HEAVY & HIGHWAY)</i>	12/01/2016	\$26.42	\$7.60	\$12.45	\$0.00	\$46.47
---	------------	---------	--------	---------	--------	---------

Apprentice - LABORER (Heavy and Highway) - Zone 4

Effective Date - 12/01/2016

Step	percent	Apprentice Base Wage	Health	Pension	Supplemental Unemployment	Total Rate
1	60	\$15.85	\$7.60	\$12.45	\$0.00	\$35.90
2	70	\$18.49	\$7.60	\$12.45	\$0.00	\$38.54
3	80	\$21.14	\$7.60	\$12.45	\$0.00	\$41.19
4	90	\$23.78	\$7.60	\$12.45	\$0.00	\$43.83

Notes:

Apprentice to Journeyworker Ratio:1:5

LABORER: CARPENTER TENDER <i>LABORERS - ZONE 4 (BUILDING & SITE)</i>	12/01/2016	\$25.50	\$7.60	\$11.10	\$0.00	\$44.20
---	------------	---------	--------	---------	--------	---------

For apprentice rates see "Apprentice- LABORER"

LABORER: CEMENT FINISHER TENDER <i>LABORERS - ZONE 4 (BUILDING & SITE)</i>	12/01/2016	\$25.50	\$7.60	\$11.10	\$0.00	\$44.20
---	------------	---------	--------	---------	--------	---------

For apprentice rates see "Apprentice- LABORER"

LABORER: HAZARDOUS WASTE/ASBESTOS REMOVER <i>LABORERS - ZONE 4 (BUILDING & SITE)</i>	06/01/2017	\$26.10	\$7.60	\$11.35	\$0.00	\$45.05
	12/01/2017	\$26.85	\$7.60	\$11.35	\$0.00	\$45.80
	06/01/2018	\$27.60	\$7.60	\$11.35	\$0.00	\$46.55
	12/01/2018	\$28.35	\$7.60	\$11.35	\$0.00	\$47.30
	06/01/2019	\$29.10	\$7.60	\$11.35	\$0.00	\$48.05
	12/01/2019	\$29.85	\$7.60	\$11.35	\$0.00	\$48.80

For apprentice rates see "Apprentice- LABORER"

LABORER: MASON TENDER <i>LABORERS - ZONE 4 (BUILDING & SITE)</i>	12/01/2016	\$27.50	\$7.60	\$11.10	\$0.00	\$46.20
---	------------	---------	--------	---------	--------	---------

For apprentice rates see "Apprentice- LABORER"

LABORER: MASON TENDER (HEAVY & HIGHWAY) <i>LABORERS - ZONE 4 (HEAVY & HIGHWAY)</i>	12/01/2016	\$26.67	\$7.60	\$12.45	\$0.00	\$46.72
---	------------	---------	--------	---------	--------	---------

For apprentice rates see "Apprentice- LABORER (Heavy and Highway)"

Classification	Effective Date	Base Wage	Health	Pension	Supplemental Unemployment	Total Rate
LABORER: MULTI-TRADE TENDER <i>LABORERS - ZONE 4 (BUILDING & SITE)</i>	12/01/2016	\$25.50	\$7.60	\$11.10	\$0.00	\$44.20
For apprentice rates see "Apprentice- LABORER"						
LABORER: TREE REMOVER <i>LABORERS - ZONE 4 (BUILDING & SITE)</i>	12/01/2016	\$25.50	\$7.60	\$11.10	\$0.00	\$44.20
This classification applies to all tree work associated with the removal of standing trees, and trimming and removal of branches and limbs when the work is not done for a utility company for the purpose of operation, maintenance or repair of utility company equipment. For apprentice rates see "Apprentice- LABORER"						
LASER BEAM OPERATOR <i>LABORERS - ZONE 4 (BUILDING & SITE)</i>	12/01/2016	\$25.75	\$7.60	\$11.10	\$0.00	\$44.45
For apprentice rates see "Apprentice- LABORER"						
LASER BEAM OPERATOR (HEAVY & HIGHWAY) <i>LABORERS - ZONE 4 (HEAVY & HIGHWAY)</i>	12/01/2016	\$26.67	\$7.60	\$12.45	\$0.00	\$46.72
For apprentice rates see "Apprentice- LABORER (Heavy and Highway)"						
MARBLE & TILE FINISHERS <i>BRICKLAYERS LOCAL 3 (SPR/PITT) - MARBLE & TILE</i>	09/01/2017	\$33.67	\$10.75	\$17.15	\$0.00	\$61.57
	03/01/2018	\$34.17	\$10.75	\$17.15	\$0.00	\$62.07
	08/01/2018	\$35.17	\$10.75	\$17.26	\$0.00	\$63.18
	02/01/2019	\$35.67	\$10.75	\$17.26	\$0.00	\$63.68
	08/01/2019	\$36.67	\$10.75	\$17.37	\$0.00	\$64.79
	02/01/2020	\$37.17	\$10.75	\$17.37	\$0.00	\$65.29
	08/01/2020	\$38.17	\$10.75	\$17.49	\$0.00	\$66.41
	02/01/2021	\$38.67	\$10.75	\$17.49	\$0.00	\$66.91
	08/01/2021	\$39.67	\$10.75	\$17.62	\$0.00	\$68.04
	02/01/2022	\$40.12	\$10.75	\$17.62	\$0.00	\$68.49

Apprentice - MARBLE-TILE FINISHER-Local 3 Marble/Tile (Spr/Pitt)

Effective Date - 09/01/2017

Step	percent	Apprentice Base Wage	Health	Pension	Supplemental Unemployment	Total Rate
1	50	\$16.84	\$10.75	\$17.15	\$0.00	\$44.74
2	60	\$20.20	\$10.75	\$17.15	\$0.00	\$48.10
3	70	\$23.57	\$10.75	\$17.15	\$0.00	\$51.47
4	80	\$26.94	\$10.75	\$17.15	\$0.00	\$54.84
5	90	\$30.30	\$10.75	\$17.15	\$0.00	\$58.20

Effective Date - 03/01/2018

Step	percent	Apprentice Base Wage	Health	Pension	Supplemental Unemployment	Total Rate
1	50	\$17.09	\$10.75	\$17.15	\$0.00	\$44.99
2	60	\$20.50	\$10.75	\$17.15	\$0.00	\$48.40
3	70	\$23.92	\$10.75	\$17.15	\$0.00	\$51.82
4	80	\$27.34	\$10.75	\$17.15	\$0.00	\$55.24
5	90	\$30.75	\$10.75	\$17.15	\$0.00	\$58.65

Notes:

Apprentice to Journeyworker Ratio:1:5

Classification	Effective Date	Base Wage	Health	Pension	Supplemental Unemployment	Total Rate
MARBLE MASONS, TILELAYERS & TERRAZZO MECH <i>BRICKLAYERS LOCAL 3 (SPR/PITT) - MARBLE & TILE</i>	08/01/2017	\$52.10	\$10.75	\$19.35	\$0.00	\$82.20
	02/01/2018	\$52.78	\$10.75	\$19.35	\$0.00	\$82.88
	08/01/2018	\$54.13	\$10.75	\$19.48	\$0.00	\$84.36
	02/01/2019	\$54.75	\$10.75	\$19.48	\$0.00	\$84.98
	08/01/2019	\$56.10	\$10.75	\$19.62	\$0.00	\$86.47
	02/01/2020	\$56.73	\$10.75	\$19.62	\$0.00	\$87.10
	08/01/2020	\$58.08	\$10.75	\$19.77	\$0.00	\$88.60
	02/01/2021	\$58.72	\$10.75	\$19.77	\$0.00	\$89.24
	08/01/2021	\$60.12	\$10.75	\$19.93	\$0.00	\$90.80
	02/01/2022	\$60.69	\$10.75	\$19.93	\$0.00	\$91.37

Apprentice - MARBLE-TILE-TERRAZZO MECH - Local 3 Marble/Tile (Spr/Pitt)

Effective Date - 08/01/2017

Step	percent	Apprentice Base Wage	Health	Pension	Supplemental Unemployment	Total Rate
1	50	\$26.05	\$10.75	\$19.35	\$0.00	\$56.15
2	60	\$31.26	\$10.75	\$19.35	\$0.00	\$61.36
3	70	\$36.47	\$10.75	\$19.35	\$0.00	\$66.57
4	80	\$41.68	\$10.75	\$19.35	\$0.00	\$71.78
5	90	\$46.89	\$10.75	\$19.35	\$0.00	\$76.99

Effective Date - 02/01/2018

Step	percent	Apprentice Base Wage	Health	Pension	Supplemental Unemployment	Total Rate
1	50	\$26.39	\$10.75	\$19.35	\$0.00	\$56.49
2	60	\$31.67	\$10.75	\$19.35	\$0.00	\$61.77
3	70	\$36.95	\$10.75	\$19.35	\$0.00	\$67.05
4	80	\$42.22	\$10.75	\$19.35	\$0.00	\$72.32
5	90	\$47.50	\$10.75	\$19.35	\$0.00	\$77.60

Notes:

Apprentice to Journeyworker Ratio:1:5

MECH. SWEEPER OPERATOR (ON CONST. SITES) <i>OPERATING ENGINEERS LOCAL 98</i>	06/01/2017	\$33.88	\$10.79	\$12.75	\$0.00	\$57.42
	12/01/2017	\$34.48	\$10.79	\$13.02	\$0.00	\$58.29
	06/01/2018	\$35.09	\$10.79	\$13.29	\$0.00	\$59.17
	12/01/2018	\$35.69	\$10.79	\$13.56	\$0.00	\$60.04
	06/01/2019	\$36.20	\$10.79	\$13.83	\$0.00	\$60.82
	12/01/2019	\$36.80	\$10.79	\$14.10	\$0.00	\$61.69

For apprentice rates see "Apprentice- OPERATING ENGINEERS"

MECHANIC/WELDER/BOOM TRUCK <i>OPERATING ENGINEERS LOCAL 98</i>	06/01/2017	\$33.35	\$10.79	\$12.75	\$0.00	\$56.89
	12/01/2017	\$33.95	\$10.79	\$13.02	\$0.00	\$57.76
	06/01/2018	\$34.56	\$10.79	\$13.29	\$0.00	\$58.64
	12/01/2018	\$35.16	\$10.79	\$13.56	\$0.00	\$59.51
	06/01/2019	\$35.67	\$10.79	\$13.83	\$0.00	\$60.29
	12/01/2019	\$36.27	\$10.79	\$14.10	\$0.00	\$61.16

For apprentice rates see "Apprentice- OPERATING ENGINEERS"

Classification	Effective Date	Base Wage	Health	Pension	Supplemental Unemployment	Total Rate
MILLWRIGHT (Zone 3)	04/01/2017	\$33.81	\$9.90	\$18.50	\$0.00	\$62.21
MILLWRIGHTS LOCAL 1121 - Zone 3	10/01/2017	\$34.64	\$9.90	\$18.50	\$0.00	\$63.04
	04/01/2018	\$35.46	\$9.90	\$18.50	\$0.00	\$63.86
	10/01/2018	\$36.29	\$9.90	\$18.50	\$0.00	\$64.69
	04/01/2019	\$37.11	\$9.90	\$18.50	\$0.00	\$65.51

Apprentice - MILLWRIGHT - Local 1121 Zone 3

Effective Date - 04/01/2017

Step	percent	Apprentice Base Wage	Health	Pension	Supplemental Unemployment	Total Rate
1	55	\$18.60	\$9.90	\$5.31	\$0.00	\$33.81
2	65	\$21.98	\$9.90	\$15.13	\$0.00	\$47.01
3	75	\$25.36	\$9.90	\$16.10	\$0.00	\$51.36
4	85	\$28.74	\$9.90	\$17.06	\$0.00	\$55.70

Effective Date - 10/01/2017

Step	percent	Apprentice Base Wage	Health	Pension	Supplemental Unemployment	Total Rate
1	55	\$19.05	\$9.90	\$5.31	\$0.00	\$34.26
2	65	\$22.52	\$9.90	\$15.13	\$0.00	\$47.55
3	75	\$25.98	\$9.90	\$16.10	\$0.00	\$51.98
4	85	\$29.44	\$9.90	\$17.06	\$0.00	\$56.40

Notes:

Steps are 2,000 hours

Apprentice to Journeyworker Ratio:1:5

MORTAR MIXER	12/01/2016	\$25.75	\$7.60	\$11.10	\$0.00	\$44.45
LABORERS - ZONE 4 (BUILDING & SITE)						

For apprentice rates see "Apprentice- LABORER"

OILER	06/01/2017	\$29.04	\$10.79	\$12.75	\$0.00	\$52.58
OPERATING ENGINEERS LOCAL 98	12/01/2017	\$29.64	\$10.79	\$13.02	\$0.00	\$53.45
	06/01/2018	\$30.25	\$10.79	\$13.29	\$0.00	\$54.33
	12/01/2018	\$30.85	\$10.79	\$13.56	\$0.00	\$55.20
	06/01/2019	\$31.36	\$10.79	\$13.83	\$0.00	\$55.98
	12/01/2019	\$31.96	\$10.79	\$14.10	\$0.00	\$56.85

For apprentice rates see "Apprentice- OPERATING ENGINEERS"

OTHER POWER DRIVEN EQUIPMENT - CLASS VI	06/01/2017	\$27.06	\$10.79	\$12.75	\$0.00	\$50.60
OPERATING ENGINEERS LOCAL 98	12/01/2017	\$27.66	\$10.79	\$13.02	\$0.00	\$51.47
	06/01/2018	\$28.27	\$10.79	\$13.29	\$0.00	\$52.35
	12/01/2018	\$28.87	\$10.79	\$13.56	\$0.00	\$53.22
	06/01/2019	\$29.38	\$10.79	\$13.83	\$0.00	\$54.00
	12/01/2019	\$29.98	\$10.79	\$14.10	\$0.00	\$54.87

For apprentice rates see "Apprentice- OPERATING ENGINEERS"

PAINTER (BRIDGES/TANKS)	01/01/2017	\$51.41	\$7.85	\$16.10	\$0.00	\$75.36
PAINTERS LOCAL 35 - ZONE 3						

Classification

Effective Date Base Wage Health Pension Supplemental Unemployment Total Rate

Apprentice - PAINTER Local 35 - BRIDGES/TANKS

Effective Date - 01/01/2017

Step	percent	Apprentice Base Wage	Health	Pension	Supplemental Unemployment	Total Rate
1	50	\$25.71	\$7.85	\$0.00	\$0.00	\$33.56
2	55	\$28.28	\$7.85	\$3.66	\$0.00	\$39.79
3	60	\$30.85	\$7.85	\$3.99	\$0.00	\$42.69
4	65	\$33.42	\$7.85	\$4.32	\$0.00	\$45.59
5	70	\$35.99	\$7.85	\$14.11	\$0.00	\$57.95
6	75	\$38.56	\$7.85	\$14.44	\$0.00	\$60.85
7	80	\$41.13	\$7.85	\$14.77	\$0.00	\$63.75
8	90	\$46.27	\$7.85	\$15.44	\$0.00	\$69.56

Notes:

Steps are 750 hrs.

Apprentice to Journeyworker Ratio:1:1

PAINTER (SPRAY OR SANDBLAST, NEW) *	01/01/2017	\$34.68	\$7.85	\$12.30	\$0.00	\$54.83
-------------------------------------	------------	---------	--------	---------	--------	---------

* If 30% or more of surfaces to be painted are new construction, NEW paint rate shall be used. *PAINTERS LOCAL 35 - ZONE 3*

Apprentice - PAINTER Local 35 Zone 3 - Spray/Sandblast - New

Effective Date - 01/01/2017

Step	percent	Apprentice Base Wage	Health	Pension	Supplemental Unemployment	Total Rate
1	50	\$17.34	\$7.85	\$0.00	\$0.00	\$25.19
2	55	\$19.07	\$7.85	\$1.57	\$0.00	\$28.49
3	60	\$20.81	\$7.85	\$1.71	\$0.00	\$30.37
4	65	\$22.54	\$7.85	\$1.85	\$0.00	\$32.24
5	70	\$24.28	\$7.85	\$11.45	\$0.00	\$43.58
6	75	\$26.01	\$7.85	\$11.59	\$0.00	\$45.45
7	80	\$27.74	\$7.85	\$11.73	\$0.00	\$47.32
8	90	\$31.21	\$7.85	\$12.02	\$0.00	\$51.08

Notes:

Steps are 750 hrs.

Apprentice to Journeyworker Ratio:1:1

PAINTER (SPRAY OR SANDBLAST, REPAINT)	01/01/2017	\$32.00	\$7.85	\$12.30	\$0.00	\$52.15
---------------------------------------	------------	---------	--------	---------	--------	---------

PAINTERS LOCAL 35 - ZONE 3

Classification

Effective Date Base Wage Health Pension Supplemental Unemployment Total Rate

Apprentice - PAINTER Local 35 Zone 3 - Spray/Sandblast - Repaint

Effective Date - 01/01/2017

Step	percent	Apprentice Base Wage	Health	Pension	Supplemental Unemployment	Total Rate
1	50	\$16.00	\$7.85	\$0.00	\$0.00	\$23.85
2	55	\$17.60	\$7.85	\$1.57	\$0.00	\$27.02
3	60	\$19.20	\$7.85	\$1.71	\$0.00	\$28.76
4	65	\$20.80	\$7.85	\$1.85	\$0.00	\$30.50
5	70	\$22.40	\$7.85	\$11.45	\$0.00	\$41.70
6	75	\$24.00	\$7.85	\$11.59	\$0.00	\$43.44
7	80	\$25.60	\$7.85	\$11.73	\$0.00	\$45.18
8	90	\$28.80	\$7.85	\$12.02	\$0.00	\$48.67

Notes:

Steps are 750 hrs.

Apprentice to Journeyworker Ratio:1:1

PAINTER / TAPER (BRUSH, NEW) * 01/01/2017 \$33.28 \$7.85 \$12.30 \$0.00 \$53.43

* If 30% or more of surfaces to be painted are new construction, NEW paint rate shall be used. PAINTERS LOCAL 35 - ZONE 3

Apprentice - PAINTER - Local 35 Zone 3 - BRUSH NEW

Effective Date - 01/01/2017

Step	percent	Apprentice Base Wage	Health	Pension	Supplemental Unemployment	Total Rate
1	50	\$16.64	\$7.85	\$0.00	\$0.00	\$24.49
2	55	\$18.30	\$7.85	\$1.57	\$0.00	\$27.72
3	60	\$19.97	\$7.85	\$1.71	\$0.00	\$29.53
4	65	\$21.63	\$7.85	\$1.85	\$0.00	\$31.33
5	70	\$23.30	\$7.85	\$11.45	\$0.00	\$42.60
6	75	\$24.96	\$7.85	\$11.59	\$0.00	\$44.40
7	80	\$26.62	\$7.85	\$11.73	\$0.00	\$46.20
8	90	\$29.95	\$7.85	\$12.02	\$0.00	\$49.82

Notes:

Steps are 750 hrs.

Apprentice to Journeyworker Ratio:1:1

PAINTER / TAPER (BRUSH, REPAINT) 01/01/2017 \$30.60 \$7.85 \$12.30 \$0.00 \$50.75

PAINTERS LOCAL 35 - ZONE 3

Apprentice - PAINTER Local 35 Zone 3 - BRUSH REPAINT

Effective Date - 01/01/2017

Step	percent	Apprentice Base Wage	Health	Pension	Supplemental Unemployment	Total Rate
1	50	\$15.30	\$7.85	\$0.00	\$0.00	\$23.15
2	55	\$16.83	\$7.85	\$1.57	\$0.00	\$26.25
3	60	\$18.36	\$7.85	\$1.71	\$0.00	\$27.92
4	65	\$19.89	\$7.85	\$1.85	\$0.00	\$29.59
5	70	\$21.42	\$7.85	\$11.45	\$0.00	\$40.72
6	75	\$22.95	\$7.85	\$11.59	\$0.00	\$42.39
7	80	\$24.48	\$7.85	\$11.73	\$0.00	\$44.06
8	90	\$27.54	\$7.85	\$12.02	\$0.00	\$47.41

Notes:

Steps are 750 hrs.

Apprentice to Journeyworker Ratio:1:1

PAINTER TRAFFIC MARKINGS (HEAVY/HIGHWAY) <i>LABORERS - ZONE 4 (HEAVY & HIGHWAY)</i>	12/01/2016	\$26.42	\$7.60	\$12.45	\$0.00	\$46.47
--	------------	---------	--------	---------	--------	---------

For apprentice rates see "Apprentice- LABORER (Heavy and Highway)

PANEL & PICKUP TRUCKS DRIVER <i>TEAMSTERS JOINT COUNCIL NO. 10 ZONE B</i>	12/01/2012	\$30.28	\$9.07	\$8.00	\$0.00	\$47.35
--	------------	---------	--------	--------	--------	---------

PIER AND DOCK CONSTRUCTOR (UNDERPINNING AND DECK) <i>PILE DRIVER LOCAL 56 (ZONE 3)</i>	08/31/2015	\$39.00	\$9.80	\$18.17	\$0.00	\$66.97
---	------------	---------	--------	---------	--------	---------

For apprentice rates see "Apprentice- PILE DRIVER"

PILE DRIVER <i>PILE DRIVER LOCAL 56 (ZONE 3)</i>	08/31/2015	\$39.00	\$9.80	\$18.17	\$0.00	\$66.97
---	------------	---------	--------	---------	--------	---------

Apprentice - PILE DRIVER - Local 56 Zone 3

Effective Date - 08/31/2015

Step	percent	Apprentice Base Wage	Health	Pension	Supplemental Unemployment	Total Rate
1	0	\$0.00	\$0.00	\$0.00	\$0.00	\$0.00

Notes: Apprentice wages shall be no less than the following Steps;

(Same as set in Zone 1)

1\$50.05/2\$54.25/3\$58.46/4\$60.56/5\$62.66/6\$62.66/7\$66.87/8\$66.87

Apprentice to Journeyworker Ratio:1:3

PIPELAYER <i>LABORERS - ZONE 4 (BUILDING & SITE)</i>	12/01/2016	\$25.75	\$7.60	\$11.10	\$0.00	\$44.45
---	------------	---------	--------	---------	--------	---------

For apprentice rates see "Apprentice- LABORER"

PIPELAYER (HEAVY & HIGHWAY) <i>LABORERS - ZONE 4 (HEAVY & HIGHWAY)</i>	12/01/2016	\$26.67	\$7.60	\$12.45	\$0.00	\$46.72
---	------------	---------	--------	---------	--------	---------

For apprentice rates see "Apprentice- LABORER (Heavy and Highway)

PLUMBER & PIPEFITTER <i>PLUMBERS & PIPEFITTERS LOCAL 104</i>	09/17/2017	\$39.26	\$8.50	\$15.30	\$0.00	\$63.06
	03/17/2018	\$40.01	\$8.50	\$15.30	\$0.00	\$63.81
	09/17/2018	\$40.76	\$8.50	\$15.30	\$0.00	\$64.56
	03/17/2019	\$41.51	\$8.50	\$15.30	\$0.00	\$65.31

Classification

Effective Date Base Wage Health Pension Supplemental Unemployment Total Rate

Apprentice - PLUMBER/PIPEFITTER - Local 104

Effective Date - 09/17/2017

Step	percent	Apprentice Base Wage	Health	Pension	Supplemental Unemployment	Total Rate
1	45	\$17.67	\$8.50	\$9.05	\$0.00	\$35.22
2	50	\$19.63	\$8.50	\$9.05	\$0.00	\$37.18
3	55	\$21.59	\$8.50	\$9.05	\$0.00	\$39.14
4	60	\$23.56	\$8.50	\$9.05	\$0.00	\$41.11
5	65	\$25.52	\$8.50	\$9.05	\$0.00	\$43.07
6	70	\$27.48	\$8.50	\$9.05	\$0.00	\$45.03
7	75	\$29.45	\$8.50	\$9.05	\$0.00	\$47.00
8	80	\$31.41	\$8.50	\$9.05	\$0.00	\$48.96
9	80	\$31.41	\$8.50	\$15.30	\$0.00	\$55.21
10	80	\$31.41	\$8.50	\$15.30	\$0.00	\$55.21

Effective Date - 03/17/2018

Step	percent	Apprentice Base Wage	Health	Pension	Supplemental Unemployment	Total Rate
1	45	\$18.00	\$8.50	\$9.05	\$0.00	\$35.55
2	50	\$20.01	\$8.50	\$9.05	\$0.00	\$37.56
3	55	\$22.01	\$8.50	\$9.05	\$0.00	\$39.56
4	60	\$24.01	\$8.50	\$9.05	\$0.00	\$41.56
5	65	\$26.01	\$8.50	\$9.05	\$0.00	\$43.56
6	70	\$28.01	\$8.50	\$9.05	\$0.00	\$45.56
7	75	\$30.01	\$8.50	\$9.05	\$0.00	\$47.56
8	80	\$32.01	\$8.50	\$9.05	\$0.00	\$49.56
9	80	\$32.01	\$8.50	\$15.30	\$0.00	\$55.81
10	80	\$32.01	\$8.50	\$15.30	\$0.00	\$55.81

Notes: **1:1,2:5,3:9,4:12

Apprentice to Journeyworker Ratio:**

PNEUMATIC CONTROLS (TEMP.) PLUMBERS & PIPEFITTERS LOCAL 104	09/17/2017	\$39.26	\$8.50	\$15.30	\$0.00	\$63.06
	03/17/2018	\$40.01	\$8.50	\$15.30	\$0.00	\$63.81
	09/17/2018	\$40.76	\$8.50	\$15.30	\$0.00	\$64.56
	03/17/2019	\$41.51	\$8.50	\$15.30	\$0.00	\$65.31

For apprentice rates see "Apprentice- PIPEFITTER" or "PLUMBER/PIPEFITTER"

PNEUMATIC DRILL/TOOL OPERATOR (HEAVY & HIGHWAY) LABORERS - ZONE 4 (HEAVY & HIGHWAY)	12/01/2016	\$26.67	\$7.60	\$12.45	\$0.00	\$46.72
--	------------	---------	--------	---------	--------	---------

For apprentice rates see "Apprentice- LABORER (Heavy and Highway)"

POWDERMAN & BLASTER LABORERS - ZONE 4 (BUILDING & SITE)	12/01/2016	\$26.50	\$7.60	\$11.10	\$0.00	\$45.20
--	------------	---------	--------	---------	--------	---------

For apprentice rates see "Apprentice- LABORER"

POWDERMAN & BLASTER (HEAVY & HIGHWAY) LABORERS - ZONE 4 (HEAVY & HIGHWAY)	12/01/2016	\$27.42	\$7.60	\$12.45	\$0.00	\$47.47
--	------------	---------	--------	---------	--------	---------

For apprentice rates see "Apprentice- LABORER (Heavy and Highway)"

Classification	Effective Date	Base Wage	Health	Pension	Supplemental Unemployment	Total Rate
PUMP OPERATOR (CONCRETE) <i>OPERATING ENGINEERS LOCAL 98</i>	06/01/2017	\$33.88	\$10.79	\$12.75	\$0.00	\$57.42
	12/01/2017	\$34.48	\$10.79	\$13.02	\$0.00	\$58.29
	06/01/2018	\$35.09	\$10.79	\$13.29	\$0.00	\$59.17
	12/01/2018	\$35.69	\$10.79	\$13.56	\$0.00	\$60.04
	06/01/2019	\$36.20	\$10.79	\$13.83	\$0.00	\$60.82
	12/01/2019	\$36.80	\$10.79	\$14.10	\$0.00	\$61.69
For apprentice rates see "Apprentice- OPERATING ENGINEERS"						
PUMP OPERATOR (DEWATERING, OTHER) <i>OPERATING ENGINEERS LOCAL 98</i>	06/01/2017	\$33.35	\$10.79	\$12.75	\$0.00	\$56.89
	12/01/2017	\$33.95	\$10.79	\$13.02	\$0.00	\$57.76
	06/01/2018	\$34.56	\$10.79	\$13.29	\$0.00	\$58.64
	12/01/2018	\$35.16	\$10.79	\$13.56	\$0.00	\$59.51
	06/01/2019	\$35.67	\$10.79	\$13.83	\$0.00	\$60.29
	12/01/2019	\$36.27	\$10.79	\$14.10	\$0.00	\$61.16
For apprentice rates see "Apprentice- OPERATING ENGINEERS"						
READY-MIX CONCRETE DRIVER <i>TEAMSTERS LOCAL 404</i>	05/01/2016	\$21.01	\$10.23	\$9.40	\$0.00	\$40.64
RESIDENTIAL WOOD FRAME CARPENTER ** ** The Residential Wood Frame Carpenter classification applies only to the construction of new, wood frame residences that do not exceed four stories including the basement. <i>CARPENTERS LOCAL 108 - HAMPDEN HAMPSHIRE FRANKLIN</i>	04/01/2017	\$22.08	\$7.07	\$7.18	\$0.00	\$36.33
	10/01/2017	\$22.63	\$7.07	\$7.18	\$0.00	\$36.88
	04/01/2018	\$23.01	\$7.07	\$7.18	\$0.00	\$37.26
	10/01/2018	\$23.39	\$7.07	\$7.18	\$0.00	\$37.64
	04/01/2019	\$23.78	\$7.07	\$7.18	\$0.00	\$38.03
	10/01/2019	\$24.17	\$7.07	\$7.18	\$0.00	\$38.42
As of 9/1/09 Carpentry work on wood-frame residential WEATHERIZATION projects shall be paid the RESIDENTIAL WOOD FRAME CARPENTER rate.						

Classification

Effective Date Base Wage Health Pension Supplemental Unemployment Total Rate

Apprentice - CARPENTER (Residential Wood Frame) - 108 Hampden Hampshire

Effective Date - 04/01/2017

Step	percent	Apprentice Base Wage	Health	Pension	Supplemental Unemployment	Total Rate
1	60	\$13.25	\$7.07	\$0.00	\$0.00	\$20.32
2	60	\$13.25	\$7.07	\$7.18	\$0.00	\$27.50
3	65	\$14.35	\$7.07	\$7.18	\$0.00	\$28.60
4	70	\$15.46	\$7.07	\$7.18	\$0.00	\$29.71
5	75	\$16.56	\$7.07	\$7.18	\$0.00	\$30.81
6	80	\$17.66	\$7.07	\$7.18	\$0.00	\$31.91
7	85	\$18.77	\$7.07	\$7.18	\$0.00	\$33.02
8	90	\$19.87	\$7.07	\$7.18	\$0.00	\$34.12

Effective Date - 10/01/2017

Step	percent	Apprentice Base Wage	Health	Pension	Supplemental Unemployment	Total Rate
1	60	\$13.58	\$7.07	\$0.00	\$0.00	\$20.65
2	60	\$13.58	\$7.07	\$7.18	\$0.00	\$27.83
3	65	\$14.71	\$7.07	\$7.18	\$0.00	\$28.96
4	70	\$15.84	\$7.07	\$7.18	\$0.00	\$30.09
5	75	\$16.97	\$7.07	\$7.18	\$0.00	\$31.22
6	80	\$18.10	\$7.07	\$7.18	\$0.00	\$32.35
7	85	\$19.24	\$7.07	\$7.18	\$0.00	\$33.49
8	90	\$20.37	\$7.07	\$7.18	\$0.00	\$34.62

Notes:

** 1: 1-5, 2: 6-8, 3: 9-11

Apprentice to Journeyworker Ratio:**

RIDE-ON MOTORIZED BUGGY OPERATOR LABORERS - ZONE 4 (BUILDING & SITE)	12/01/2016	\$25.75	\$7.60	\$11.10	\$0.00	\$44.45
---	------------	---------	--------	---------	--------	---------

For apprentice rates see "Apprentice- LABORER"

ROLLER OPERATOR OPERATING ENGINEERS LOCAL 98	06/01/2017	\$32.74	\$10.79	\$12.75	\$0.00	\$56.28
	12/01/2017	\$33.34	\$10.79	\$13.02	\$0.00	\$57.15
	06/01/2018	\$33.95	\$10.79	\$13.29	\$0.00	\$58.03
	12/01/2018	\$34.55	\$10.79	\$13.56	\$0.00	\$58.90
	06/01/2019	\$35.06	\$10.79	\$13.83	\$0.00	\$59.68
	12/01/2019	\$35.66	\$10.79	\$14.10	\$0.00	\$60.55

For apprentice rates see "Apprentice- OPERATING ENGINEERS"

ROOFER (Coal tar pitch) ROOFERS LOCAL 248	07/16/2017	\$32.25	\$10.00	\$13.91	\$0.00	\$56.16
	07/16/2018	\$33.65	\$10.00	\$14.01	\$0.00	\$57.66
	07/16/2019	\$35.30	\$10.00	\$14.11	\$0.00	\$59.41

For apprentice rates see "Apprentice- ROOFER"

ROOFER (Inc.Roofing Waterproofing &Roofing Damproofg) ROOFERS LOCAL 248	07/16/2017	\$31.75	\$10.00	\$13.41	\$0.00	\$55.16
	07/16/2018	\$33.15	\$10.00	\$13.51	\$0.00	\$56.66
	07/16/2019	\$34.80	\$10.00	\$13.61	\$0.00	\$58.41

Classification

Effective Date Base Wage Health Pension Supplemental Unemployment Total Rate

Apprentice - ROOFER - Local 248

Effective Date - 07/16/2017

Step	percent	Apprentice Base Wage	Health	Pension	Supplemental Unemployment	Total Rate
1	60	\$19.05	\$10.00	\$0.00	\$0.00	\$29.05
2	65	\$20.64	\$10.00	\$13.41	\$0.00	\$44.05
3	70	\$22.23	\$10.00	\$13.41	\$0.00	\$45.64
4	75	\$23.81	\$10.00	\$13.41	\$0.00	\$47.22
5	80	\$25.40	\$10.00	\$13.41	\$0.00	\$48.81
6	85	\$26.99	\$10.00	\$13.41	\$0.00	\$50.40
7	90	\$28.58	\$10.00	\$13.41	\$0.00	\$51.99
8	95	\$30.16	\$10.00	\$13.41	\$0.00	\$53.57

Effective Date - 07/16/2018

Step	percent	Apprentice Base Wage	Health	Pension	Supplemental Unemployment	Total Rate
1	60	\$19.89	\$10.00	\$0.00	\$0.00	\$29.89
2	65	\$21.55	\$10.00	\$13.51	\$0.00	\$45.06
3	70	\$23.21	\$10.00	\$13.51	\$0.00	\$46.72
4	75	\$24.86	\$10.00	\$13.51	\$0.00	\$48.37
5	80	\$26.52	\$10.00	\$13.51	\$0.00	\$50.03
6	85	\$28.18	\$10.00	\$13.51	\$0.00	\$51.69
7	90	\$29.84	\$10.00	\$13.51	\$0.00	\$53.35
8	95	\$31.49	\$10.00	\$13.51	\$0.00	\$55.00

Notes:

Steps are 750 hrs.Roofer(Tear Off)1:1; Same as above

Apprentice to Journeyworker Ratio:1:3

ROOFER SLATE / TILE / PRECAST CONCRETE ROOFERS LOCAL 248	07/16/2017	\$32.25	\$10.00	\$13.91	\$0.00	\$56.16
	07/16/2018	\$33.65	\$10.00	\$14.01	\$0.00	\$57.66
	07/16/2019	\$35.30	\$10.00	\$14.11	\$0.00	\$59.41

For apprentice rates see "Apprentice- ROOFER"

SCRAPER OPERATING ENGINEERS LOCAL 98	06/01/2017	\$33.35	\$10.79	\$12.75	\$0.00	\$56.89
	12/01/2017	\$33.95	\$10.79	\$13.02	\$0.00	\$57.76
	06/01/2018	\$34.56	\$10.79	\$13.29	\$0.00	\$58.64
	12/01/2018	\$35.16	\$10.79	\$13.56	\$0.00	\$59.51
	06/01/2019	\$35.67	\$10.79	\$13.83	\$0.00	\$60.29
	12/01/2019	\$36.27	\$10.79	\$14.10	\$0.00	\$61.16

For apprentice rates see "Apprentice- OPERATING ENGINEERS"

SELF-POWERED ROLLERS AND COMPACTORS (TAMPERS) OPERATING ENGINEERS LOCAL 98	06/01/2017	\$32.74	\$10.79	\$12.75	\$0.00	\$56.28
	12/01/2017	\$33.34	\$10.79	\$13.02	\$0.00	\$57.15
	06/01/2018	\$33.95	\$10.79	\$13.29	\$0.00	\$58.03
	12/01/2018	\$34.55	\$10.79	\$13.56	\$0.00	\$58.90
	06/01/2019	\$35.06	\$10.79	\$13.83	\$0.00	\$59.68
	12/01/2019	\$35.66	\$10.79	\$14.10	\$0.00	\$60.55

For apprentice rates see "Apprentice- OPERATING ENGINEERS"

Classification	Effective Date	Base Wage	Health	Pension	Supplemental Unemployment	Total Rate
SELF-PROPELLED POWER BROOM <i>OPERATING ENGINEERS LOCAL 98</i>	06/01/2017	\$30.12	\$10.79	\$12.75	\$0.00	\$53.66
	12/01/2017	\$30.72	\$10.79	\$13.02	\$0.00	\$54.53
	06/01/2018	\$31.33	\$10.79	\$13.29	\$0.00	\$55.41
	12/01/2018	\$31.93	\$10.79	\$13.56	\$0.00	\$56.28
	06/01/2019	\$32.44	\$10.79	\$13.83	\$0.00	\$57.06
	12/01/2019	\$33.04	\$10.79	\$14.10	\$0.00	\$57.93

For apprentice rates see "Apprentice- OPERATING ENGINEERS"

SHEETMETAL WORKER <i>SHEETMETAL WORKERS LOCAL 63</i>	07/01/2017	\$32.24	\$10.64	\$16.22	\$1.77	\$60.87
	01/01/2018	\$32.99	\$10.64	\$16.22	\$1.77	\$61.62
	07/01/2018	\$33.74	\$10.64	\$16.22	\$1.77	\$62.37
	01/01/2019	\$34.74	\$10.64	\$16.22	\$1.77	\$63.37
	07/01/2019	\$35.74	\$10.64	\$16.22	\$1.77	\$64.37
	01/01/2020	\$36.99	\$10.64	\$16.22	\$1.77	\$65.62

Apprentice - SHEET METAL WORKER - Local 63

Effective Date - 07/01/2017

Step	percent	Apprentice Base Wage	Health	Pension	Supplemental Unemployment	Total Rate
1	45	\$14.51	\$6.21	\$4.67	\$0.00	\$25.39
2	50	\$16.12	\$6.55	\$5.19	\$0.00	\$27.86
3	55	\$17.73	\$6.88	\$9.33	\$1.02	\$34.96
4	60	\$19.34	\$7.22	\$9.33	\$1.08	\$36.97
5	65	\$20.96	\$7.55	\$9.33	\$1.14	\$38.98
6	70	\$22.57	\$7.88	\$9.33	\$1.19	\$40.97
7	75	\$24.18	\$8.22	\$9.33	\$1.25	\$42.98
8	80	\$25.79	\$9.30	\$15.18	\$1.51	\$51.78
9	85	\$27.40	\$9.64	\$15.18	\$1.57	\$53.79
10	90	\$29.02	\$9.98	\$15.18	\$1.63	\$55.81

Effective Date - 01/01/2018

Step	percent	Apprentice Base Wage	Health	Pension	Supplemental Unemployment	Total Rate
1	45	\$14.85	\$6.21	\$4.67	\$0.00	\$25.73
2	50	\$16.50	\$6.55	\$5.19	\$0.00	\$28.24
3	55	\$18.14	\$6.88	\$9.33	\$1.03	\$35.38
4	60	\$19.79	\$7.22	\$9.33	\$1.09	\$37.43
5	65	\$21.44	\$7.55	\$9.33	\$1.15	\$39.47
6	70	\$23.09	\$7.88	\$9.33	\$1.21	\$41.51
7	75	\$24.74	\$8.22	\$9.33	\$1.27	\$43.56
8	80	\$26.39	\$9.30	\$15.18	\$1.53	\$52.40
9	85	\$28.04	\$9.64	\$15.18	\$1.59	\$54.45
10	90	\$29.69	\$9.98	\$15.18	\$1.65	\$56.50

Notes:

Apprentice to Journeyworker Ratio:1:3

Classification	Effective Date	Base Wage	Health	Pension	Supplemental Unemployment	Total Rate
SIGN ERECTOR <i>PAINTERS LOCAL 35 - ZONE 3</i>	06/01/2013	\$25.81	\$7.07	\$7.05	\$0.00	\$39.93

Apprentice - SIGN ERECTOR - Local 35 Zone 3

Effective Date - 06/01/2013

Step	percent	Apprentice Base Wage	Health	Pension	Supplemental Unemployment	Total Rate
1	50	\$12.91	\$7.07	\$0.00	\$0.00	\$19.98
2	55	\$14.20	\$7.07	\$2.45	\$0.00	\$23.72
3	60	\$15.49	\$7.07	\$2.45	\$0.00	\$25.01
4	65	\$16.78	\$7.07	\$2.45	\$0.00	\$26.30
5	70	\$18.07	\$7.07	\$7.05	\$0.00	\$32.19
6	75	\$19.36	\$7.07	\$7.05	\$0.00	\$33.48
7	80	\$20.65	\$7.07	\$7.05	\$0.00	\$34.77
8	85	\$21.94	\$7.07	\$7.05	\$0.00	\$36.06
9	90	\$23.23	\$7.07	\$7.05	\$0.00	\$37.35

Notes:

Steps are 4 mos.

Apprentice to Journeyworker Ratio:1:1

SPECIALIZED EARTH MOVING EQUIP < 35 TONS <i>TEAMSTERS JOINT COUNCIL NO. 10 ZONE B</i>	12/01/2016	\$32.44	\$10.91	\$10.89	\$0.00	\$54.24
SPECIALIZED EARTH MOVING EQUIP > 35 TONS <i>TEAMSTERS JOINT COUNCIL NO. 10 ZONE B</i>	12/01/2016	\$32.73	\$10.91	\$10.89	\$0.00	\$54.53
SPRINKLER FITTER <i>SPRINKLER FITTERS LOCAL 669</i>	04/01/2017	\$40.26	\$9.17	\$12.43	\$0.00	\$61.86
	01/01/2018	\$40.26	\$9.67	\$12.63	\$0.00	\$62.56
	04/01/2018	\$41.51	\$9.67	\$12.88	\$0.00	\$64.06
	01/01/2019	\$41.51	\$10.02	\$13.08	\$0.00	\$64.61

Apprentice - SPRINKLER FITTER - Local 669

Effective Date - 04/01/2017

Step	percent	Apprentice Base Wage	Health	Pension	Supplemental Unemployment	Total Rate
1	45	\$18.12	\$7.60	\$0.00	\$0.00	\$25.72
2	50	\$20.13	\$7.60	\$0.00	\$0.00	\$27.73
3	55	\$22.14	\$9.17	\$6.60	\$0.00	\$37.91
4	60	\$24.16	\$9.17	\$6.60	\$0.00	\$39.93
5	65	\$26.17	\$9.17	\$6.85	\$0.00	\$42.19
6	70	\$28.18	\$9.17	\$6.85	\$0.00	\$44.20
7	75	\$30.20	\$9.17	\$6.85	\$0.00	\$46.22
8	80	\$32.21	\$9.17	\$6.85	\$0.00	\$48.23
9	85	\$34.22	\$9.17	\$6.85	\$0.00	\$50.24
10	90	\$36.23	\$9.17	\$6.85	\$0.00	\$52.25

Effective Date - 01/01/2018

Step	percent	Apprentice Base Wage	Health	Pension	Supplemental Unemployment	Total Rate
1	45	\$18.12	\$7.75	\$0.00	\$0.00	\$25.87
2	50	\$20.13	\$7.75	\$0.00	\$0.00	\$27.88
3	55	\$22.14	\$9.67	\$6.80	\$0.00	\$38.61
4	60	\$24.16	\$9.67	\$6.80	\$0.00	\$40.63
5	65	\$26.17	\$9.67	\$7.05	\$0.00	\$42.89
6	70	\$28.18	\$9.67	\$7.05	\$0.00	\$44.90
7	75	\$30.20	\$9.67	\$7.05	\$0.00	\$46.92
8	80	\$32.21	\$9.67	\$7.05	\$0.00	\$48.93
9	85	\$34.22	\$9.67	\$7.05	\$0.00	\$50.94
10	90	\$36.23	\$9.67	\$7.05	\$0.00	\$52.95

Notes:

Apprentice to Journeyworker Ratio:1:1

TELECOMMUNICATION TECHNICIAN	07/02/2017	\$40.01	\$9.60	\$11.20	\$0.00	\$60.81
ELECTRICIANS LOCAL 7	12/31/2017	\$40.51	\$10.00	\$11.42	\$0.00	\$61.93
	07/01/2018	\$41.21	\$10.25	\$11.74	\$0.00	\$63.20
	12/30/2018	\$41.91	\$10.50	\$12.06	\$0.00	\$64.47
	06/30/2019	\$42.66	\$10.75	\$12.33	\$0.00	\$65.74
	12/29/2019	\$43.41	\$1.00	\$12.60	\$0.00	\$57.01

Classification

Effective Date Base Wage Health Pension Supplemental Unemployment Total Rate

Apprentice - TELECOMMUNICATION TECHNICIAN - Local 7

Effective Date - 07/02/2017

Step	percent	Apprentice Base Wage	Health	Pension	Supplemental Unemployment	Total Rate
1	40	\$16.00	\$5.25	\$0.48	\$0.00	\$21.73
2	45	\$18.00	\$5.25	\$0.54	\$0.00	\$23.79
3	50	\$20.01	\$9.60	\$6.90	\$0.00	\$36.51
4	55	\$22.01	\$9.60	\$6.96	\$0.00	\$38.57
5	65	\$26.01	\$9.60	\$8.08	\$0.00	\$43.69
6	70	\$28.01	\$9.60	\$9.14	\$0.00	\$46.75

Effective Date - 12/31/2017

Step	percent	Apprentice Base Wage	Health	Pension	Supplemental Unemployment	Total Rate
1	40	\$16.20	\$5.40	\$0.49	\$0.00	\$22.09
2	45	\$18.23	\$5.40	\$0.55	\$0.00	\$24.18
3	50	\$20.26	\$10.00	\$6.91	\$0.00	\$37.17
4	55	\$22.28	\$10.00	\$6.97	\$0.00	\$39.25
5	65	\$26.33	\$10.00	\$8.09	\$0.00	\$44.42
6	70	\$28.36	\$10.00	\$9.15	\$0.00	\$47.51

Notes:

Steps are 800 hours

Apprentice to Journeyworker Ratio:1:1

TERRAZZO FINISHERS	08/01/2017	\$51.00	\$10.75	\$19.35	\$0.00	\$81.10
BRICKLAYERS LOCAL 3 (SPR/PITT) - MARBLE & TILE	02/01/2018	\$51.68	\$10.75	\$19.35	\$0.00	\$81.78
	08/01/2018	\$53.03	\$10.75	\$19.48	\$0.00	\$83.26
	02/01/2019	\$53.67	\$10.75	\$19.48	\$0.00	\$83.90
	08/01/2019	\$55.02	\$10.75	\$19.62	\$0.00	\$85.39
	02/01/2020	\$55.66	\$10.75	\$19.62	\$0.00	\$86.03
	08/01/2020	\$57.01	\$10.75	\$19.77	\$0.00	\$87.53
	02/01/2021	\$57.65	\$10.75	\$19.77	\$0.00	\$88.17
	08/01/2021	\$59.05	\$10.75	\$19.93	\$0.00	\$89.73
	02/01/2022	\$59.64	\$10.75	\$19.93	\$0.00	\$90.32

Classification

Effective Date Base Wage Health Pension Supplemental Unemployment Total Rate

Apprentice - TERRAZZO FINISHER-Local 3 Marble/Tile (Spr/Ptt)

Effective Date - 08/01/2017

Step	percent	Apprentice Base Wage	Health	Pension	Supplemental Unemployment	Total Rate
1	50	\$25.50	\$10.75	\$19.35	\$0.00	\$55.60
2	60	\$30.60	\$10.75	\$19.35	\$0.00	\$60.70
3	70	\$35.70	\$10.75	\$19.35	\$0.00	\$65.80
4	80	\$40.80	\$10.75	\$19.35	\$0.00	\$70.90
5	90	\$45.90	\$10.75	\$19.35	\$0.00	\$76.00

Effective Date - 02/01/2018

Step	percent	Apprentice Base Wage	Health	Pension	Supplemental Unemployment	Total Rate
1	50	\$25.84	\$10.75	\$19.35	\$0.00	\$55.94
2	60	\$31.01	\$10.75	\$19.35	\$0.00	\$61.11
3	70	\$36.18	\$10.75	\$19.35	\$0.00	\$66.28
4	80	\$41.34	\$10.75	\$19.35	\$0.00	\$71.44
5	90	\$46.51	\$10.75	\$19.35	\$0.00	\$76.61

Notes:

Apprentice to Journeyworker Ratio:1:5

TEST BORING DRILLER <i>LABORERS - FOUNDATION AND MARINE</i>	12/01/2016	\$37.70	\$7.60	\$14.35	\$0.00	\$59.65
--	------------	---------	--------	---------	--------	---------

For apprentice rates see "Apprentice- LABORER"

TEST BORING DRILLER HELPER <i>LABORERS - FOUNDATION AND MARINE</i>	12/01/2016	\$36.42	\$7.60	\$14.35	\$0.00	\$58.37
---	------------	---------	--------	---------	--------	---------

For apprentice rates see "Apprentice- LABORER"

TEST BORING LABORER <i>LABORERS - FOUNDATION AND MARINE</i>	12/01/2016	\$36.30	\$7.60	\$14.35	\$0.00	\$58.25
--	------------	---------	--------	---------	--------	---------

For apprentice rates see "Apprentice- LABORER"

TRACTORS <i>OPERATING ENGINEERS LOCAL 98</i>	06/01/2017	\$32.74	\$10.79	\$12.75	\$0.00	\$56.28
	12/01/2017	\$33.34	\$10.79	\$13.02	\$0.00	\$57.15
	06/01/2018	\$33.95	\$10.79	\$13.29	\$0.00	\$58.03
	12/01/2018	\$34.55	\$10.79	\$13.56	\$0.00	\$58.90
	06/01/2019	\$35.06	\$10.79	\$13.83	\$0.00	\$59.68
	12/01/2019	\$35.66	\$10.79	\$14.10	\$0.00	\$60.55

For apprentice rates see "Apprentice- OPERATING ENGINEERS"

TRAILERS FOR EARTH MOVING EQUIPMENT <i>TEAMSTERS JOINT COUNCIL NO. 10 ZONE B</i>	12/01/2016	\$33.02	\$10.91	\$10.89	\$0.00	\$54.82
---	------------	---------	---------	---------	--------	---------

TUNNEL WORK - COMPRESSED AIR <i>LABORERS (COMPRESSED AIR)</i>	12/01/2016	\$48.58	\$7.60	\$14.75	\$0.00	\$70.93
--	------------	---------	--------	---------	--------	---------

For apprentice rates see "Apprentice- LABORER"

TUNNEL WORK - COMPRESSED AIR (HAZ. WASTE) <i>LABORERS (COMPRESSED AIR)</i>	12/01/2016	\$50.58	\$7.60	\$14.75	\$0.00	\$72.93
---	------------	---------	--------	---------	--------	---------

For apprentice rates see "Apprentice- LABORER"

TUNNEL WORK - FREE AIR <i>LABORERS (FREE AIR TUNNEL)</i>	12/01/2016	\$40.65	\$7.60	\$14.75	\$0.00	\$63.00
---	------------	---------	--------	---------	--------	---------

For apprentice rates see "Apprentice- LABORER"

Classification	Effective Date	Base Wage	Health	Pension	Supplemental Unemployment	Total Rate
TUNNEL WORK - FREE AIR (HAZ. WASTE) <i>LABORERS (FREE AIR TUNNEL)</i>	12/01/2016	\$42.65	\$7.60	\$14.75	\$0.00	\$65.00
For apprentice rates see "Apprentice- LABORER"						
VAC-HAUL <i>TEAMSTERS JOINT COUNCIL NO. 10 ZONE B</i>	12/01/2016	\$32.44	\$10.91	\$10.89	\$0.00	\$54.24
WAGON DRILL OPERATOR (HEAVY & HIGHWAY) <i>LABORERS - ZONE 4 (HEAVY & HIGHWAY)</i>	12/01/2016	\$26.67	\$7.60	\$12.45	\$0.00	\$46.72
For apprentice rates see "Apprentice- LABORER (Heavy and Highway)"						
WATER METER INSTALLER <i>PLUMBERS & PIPEFITTERS LOCAL 104</i>	09/17/2017	\$39.26	\$8.50	\$15.30	\$0.00	\$63.06
	03/17/2018	\$40.01	\$8.50	\$15.30	\$0.00	\$63.81
	09/17/2018	\$40.76	\$8.50	\$15.30	\$0.00	\$64.56
	03/17/2019	\$41.51	\$8.50	\$15.30	\$0.00	\$65.31
For apprentice rates see "Apprentice- PLUMBER/PIPEFITTER" or "PLUMBER/GASFITTER"						
Outside Electrical - West						
EQUIPMENT OPERATOR <i>OUTSIDE ELECTRICAL WORKERS - WEST LOCAL 42</i>	08/30/2015	\$42.16	\$8.20	\$9.26	\$0.00	\$59.62
For apprentice rates see "Apprentice- LINEMAN"						
GROUNDMAN <i>OUTSIDE ELECTRICAL WORKERS - WEST LOCAL 42</i>	08/30/2015	\$28.87	\$8.20	\$8.87	\$0.00	\$45.94
For apprentice rates see "Apprentice- LINEMAN"						
GROUNDMAN / TRUCK DRIVER <i>OUTSIDE ELECTRICAL WORKERS - WEST LOCAL 42</i>	08/30/2015	\$37.73	\$8.20	\$9.13	\$0.00	\$55.06
For apprentice rates see "Apprentice- LINEMAN"						
HEAVY EQUIPMENT OPERATOR <i>OUTSIDE ELECTRICAL WORKERS - WEST LOCAL 42</i>	08/30/2015	\$44.37	\$8.20	\$9.33	\$0.00	\$61.90
For apprentice rates see "Apprentice- LINEMAN"						
JOURNEYMAN LINEMAN <i>OUTSIDE ELECTRICAL WORKERS - WEST LOCAL 42</i>	08/30/2015	\$48.80	\$8.20	\$9.46	\$0.00	\$66.46

Apprentice - LINEMAN (Outside Electrical) - West Local 42

Effective Date - 08/30/2015

Step	percent	Apprentice Base Wage	Health	Pension	Supplemental Unemployment	Total Rate
1	60	\$29.28	\$8.20	\$0.88	\$0.00	\$38.36
2	65	\$31.72	\$8.20	\$0.95	\$0.00	\$40.87
3	70	\$34.16	\$8.20	\$9.02	\$0.00	\$51.38
4	75	\$36.60	\$8.20	\$9.10	\$0.00	\$53.90
5	80	\$39.04	\$8.20	\$9.17	\$0.00	\$56.41
6	85	\$41.48	\$8.20	\$9.24	\$0.00	\$58.92
7	90	\$43.92	\$8.20	\$9.32	\$0.00	\$61.44

Notes:

Apprentice to Journeyworker Ratio:1:2

TELEDATA CABLE SPLICER <i>OUTSIDE ELECTRICAL WORKERS - WEST LOCAL 42</i>	01/01/2016	\$28.98	\$4.25	\$3.12	\$0.00	\$36.35
TELEDATA LINEMAN/EQUIPMENT OPERATOR <i>OUTSIDE ELECTRICAL WORKERS - WEST LOCAL 42</i>	01/01/2016	\$27.31	\$4.25	\$3.07	\$0.00	\$34.63

Classification	Effective Date	Base Wage	Health	Pension	Supplemental Unemployment	Total Rate
TELEDATA WIREMAN/INSTALLER/TECHNICIAN <i>OUTSIDE ELECTRICAL WORKERS - WEST LOCAL 42</i>	01/01/2016	\$27.31	\$4.25	\$3.07	\$0.00	\$34.63
TRACTOR-TRAILER DRIVER <i>OUTSIDE ELECTRICAL WORKERS - WEST LOCAL 42</i>	08/30/2015	\$42.16	\$8.20	\$9.26	\$0.00	\$59.62
TREE TRIMMER <i>OUTSIDE ELECTRICAL WORKERS - WEST LOCAL 42</i>	01/31/2016	\$18.51	\$3.55	\$0.00	\$0.00	\$22.06
This classification applies only to tree work done: (a) for a utility company, R.E.A. cooperative, or railroad or coal mining company, and (b) for the purpose of operating, maintaining, or repairing the utility company's equipment, and (c) by a person who is using hand or mechanical cutting methods and is not on the ground. This classification does not apply to wholesale tree removal.						
TREE TRIMMER GROUNDMAN <i>OUTSIDE ELECTRICAL WORKERS - WEST LOCAL 42</i>	01/31/2016	\$16.32	\$3.55	\$0.00	\$0.00	\$19.87
This classification applies only to tree work done: (a) for a utility company, R.E.A. cooperative, or railroad or coal mining company, and (b) for the purpose of operating, maintaining, or repairing the utility company's equipment, and (c) by a person who is using hand or mechanical cutting methods and is on the ground. This classification does not apply to wholesale tree removal.						

Additional Apprentice Information:

Minimum wage rates for apprentices employed on public works projects are listed above as a percentage of the pre-determined hourly wage rate established by the Commissioner under the provisions of the M.G.L. c. 149, ss. 26-27D. Apprentice ratios are established by the Division of Apprenticeship Training pursuant to M.G.L. c. 23, ss. 11E-11L.

All apprentices must be registered with the Division of Apprenticeship Training in accordance with M.G.L. c. 23, ss. 11E-11L.

All steps are six months (1000 hours.)

Ratios are expressed in allowable number of apprentices to journeymen or fraction thereof, unless otherwise specified.

** Multiple ratios are listed in the comment field.

*** APP to JM; 1:1, 2:2, 2:3, 3:4, 4:4, 4:5, 4:6, 5:7, 6:7, 6:8, 6:9, 7:10, 8:10, 8:11, 8:12, 9:13, 10:13, 10:14, etc.

**** APP to JM; 1:1, 1:2, 2:3, 2:4, 3:5, 4:6, 4:7, 5:8, 6:9, 6:10, 7:11, 8:12, 8:13, 9:14, 10:15, 10:16, etc.